

The Damascus Wildlife Rangers **Saturday, April 11, 2026**

Welcome to the First Match of the
29th Season of the
Damascus Wildlife Rangers.

The Stages for the April 11, 2026 match
are shown on the following pages.

**The Boy Scouts are scheduled to be there
to provide lunch after the match.** Join us
after the match in the club house for a bite
to eat and to hear the scores!

As usual, these stages are subject to
modification due to worsening weather
conditions or changes necessary to
correct an error or safety problem.

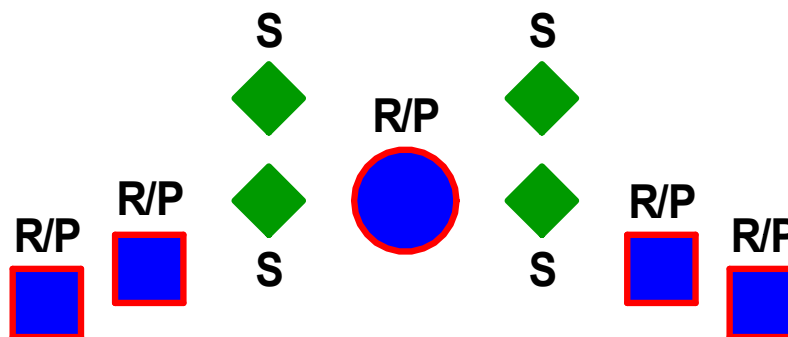
See You There!

Dogmeat Dad

Best Of The Badmen (1951)

Starring Robert Ryan, Claire Trevor, Jack Buetel, Robert Preston, Walter Brennan, Bruce Cabot
Claire Trevor as Mrs. Lily Fowler... "Do What I Tell You, And You'll Always Go Wrong!"

Stage Number 3
Field Number 5
Rifle 10
Pistol 10
Shotgun 4+



Position 1

Rifle is loaded with 10 rounds; hammer down on empty chamber staged at Position 1.

Pistols are holstered with 5 rounds each, hammers down on empty chambers.

Shotgun is staged open and empty on the rest at the Position 1.

Gun Order: Rifle Not Last.

Shooter starts standing at Position 1, both hands touching first gun(s). Rifle and shotgun must remain flat on the rest and pistols much remain holstered.

When ready, shooter says *"Do What I Tell You, And You'll Always Go Wrong!"*

At the buzzer...

With Pistol(s): Place 3 rounds on the center target, and then place 1 round on each of the two targets on one of the sides. Then repeat by placing 3 rounds on the center target and then 1 round on each of the two targets on the OTHER side. Holster your pistols.

With Your Rifle: Place 3 rounds on the center target, and then place 1 round on each of the two targets on one of the sides. Then repeat by placing 3 rounds on the center target and then 1 round on each of the two targets on the OTHER side. Make the rifle safe on the rest.

With Shotgun: Take down the 4 knockdown targets in any order, make-ups in any order. Make the shotgun safe on the rest.

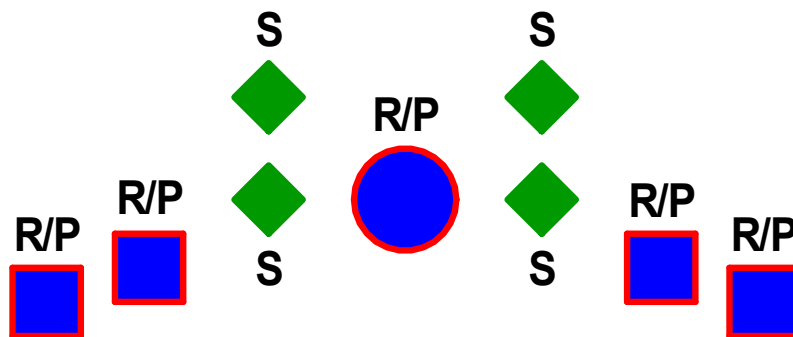
Note: The Rifle and Pistol sequences do not have to match.

Broken Lance (1954)

Starring Spencer Tracy, Robert Wagner, Jean Peters

Spencer Tracy as Matt Devereaux... "Just Brand 'em, Don't' Barbeque 'em!"

Stage Number 4
Field Number 5
Rifle 10
Pistol 10
Shotgun 4+



Position 1

Rifle is loaded with 10 rounds; hammer down on empty chamber staged at Position 1.

Pistols are holstered with 5 rounds each, hammers down on empty chambers.

Shotgun is staged open and empty on the rest at the Position 1.

Gun Order: Rifle First.

Shooter starts standing at Position 1, holding the Branding Iron in the fire with both hands.

When ready, shooter says *"Just Brand 'em, Don't' Barbeque 'em!"*

At the buzzer...

With Your Rifle: Starting on either end, sweep the five targets with 1 round on the first target, 3 rounds on the second target, 2 rounds on the center target, 3 rounds on the fourth target, and finish with 1 round on the fifth target for a 1-3-2-3-1 sweep. Make the rifle safe on the rest.

With Your Pistol(s): Repeat the rifle instructions, and starting on either end, sweep the five targets with 1 round on the first target, 3 rounds on the second target, 2 rounds on the center target, 3 rounds on the fourth target, and finish with 1 round on the fifth target for a 1-3-2-3-1 sweep. Make the rifle safe on the rest.

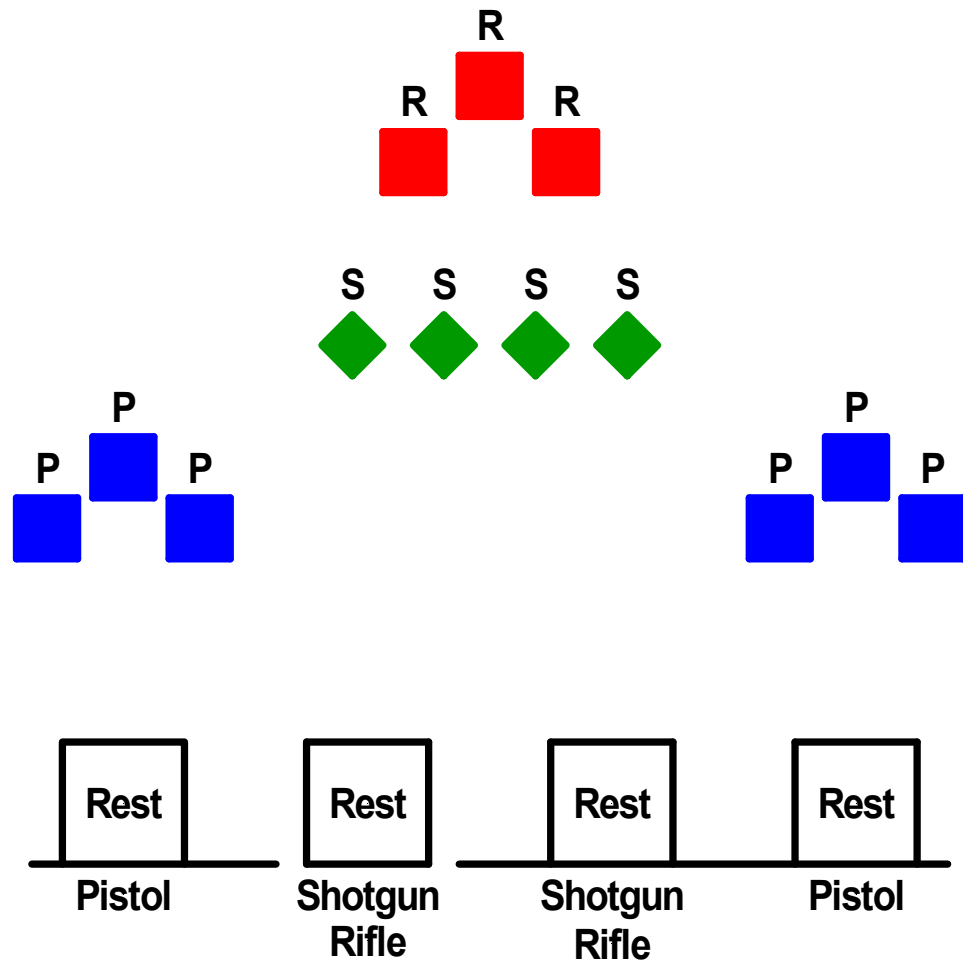
With Shotgun: Take down the 4 knockdown targets in any order, make-ups in any order. Make the shotgun safe on the rest.

Note: Rifle and Pistol sequences do not have to match.

El Dorado (1967)

Starring John Wayne, James Caan, Robert Mitchum, Charlene Holt, Christopher George, Michelle Carey
Christopher George as Nels McCloud... "Faith Can Move Mountains, But It Can't Beat A Faster Draw!"

Stage Number 5
Field Number 6
Rifle 10
Pistol 10
Shotgun 4+



Rifle is loaded with 10 rounds; hammer down on empty chamber staged on rest at either Rifle Position.

Pistols are holstered with 5 rounds each, hammers down on empty chambers.

Shotgun is staged open and empty on the rest at either Shotgun Position but not with Rifle.

Gun Order: Pistols, Rifle, Shotgun. Note: Shooter will only use one Pistol Position.

Shooter starts standing at either Pistol Position, both hands on Pistol Grips.

When ready, shooter says "...It Can't Beat A Faster Draw!"

At the buzzer...

Draw your Pistol(s): Starting on either end, shoot a continuous 10 round Nevada Sweep on the three targets **Double Tapping The Center Target** on each pass. Holster your pistols.

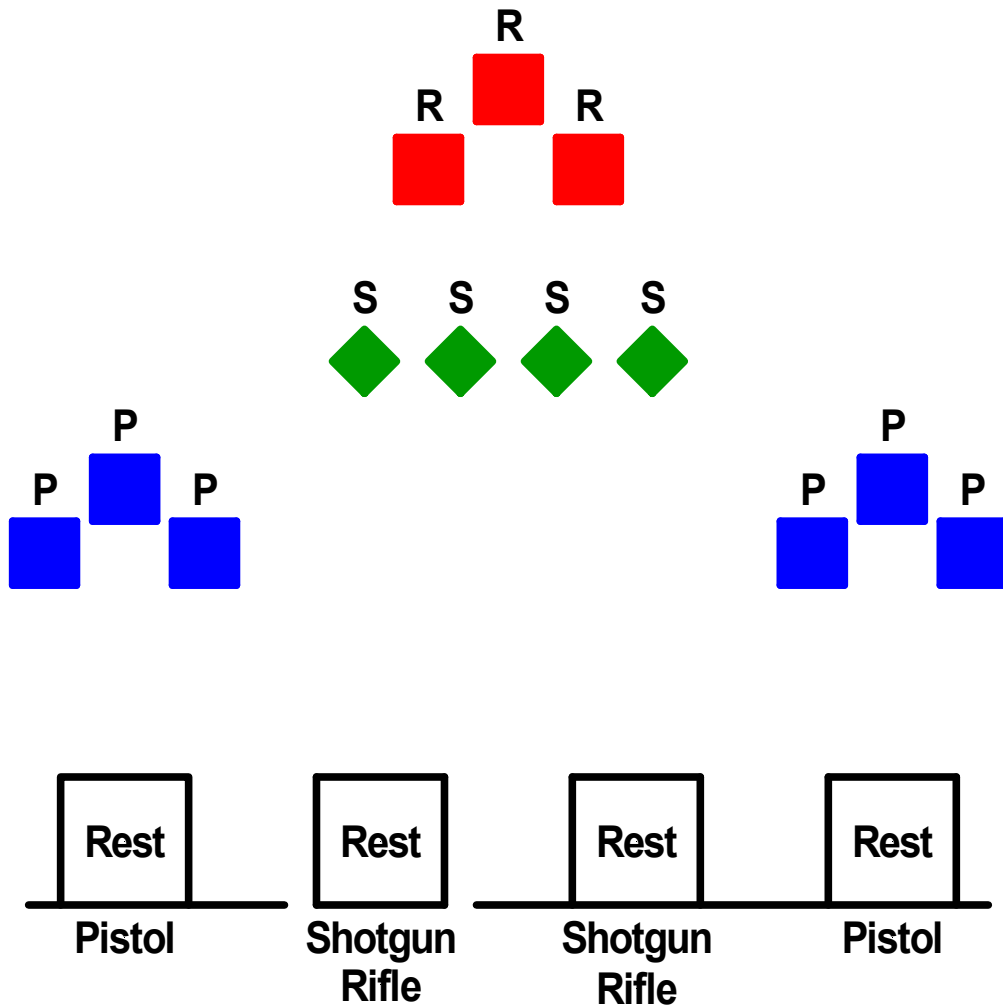
Move to the Rifle Position and Grab your Rifle: Starting on either end, shoot a continuous 10 round Nevada Sweep on the three targets **Double Tapping The Center Target** on each pass. Make the rifle safe.

Grab your Shotgun: Take down the 4 knockdown targets in any order, make-ups in any order. Make the shotgun safe on the rest.

My Darling Clementine (1946)

Starring Henry Fonda, Linda Darnell, Victor Mature, Cathy Downs, Ward Bond, J. Farrel MacDonald
 Henry Fonda as Wyatt Earp to Bartender... "Mack, You Ever Been In Love?"
 J. Farrel MacDonald as Bartender... "No, I Been A Bartender All My Life!"

Stage Number 6
 Field Number 6
 # Rifle 10
 # Pistol 10
 # Shotgun 4+



Rifle is loaded with 10 rounds; hammer down on empty chamber staged on rest at either Rifle Position.
Pistols are holstered with 5 rounds each, hammers down on empty chambers.
Shotgun is staged open and empty on the rest at either Shotgun Position but not with Rifle.

Gun Order: Rifle, Shotgun, Pistols. Note: Shooter will only use one Pistol Position.

Shooter starts standing at Rifle Position, touching the whiskey bottle with both hands.

When ready, shooter says *"No, I Been A Bartender All My Life!"*

At the buzzer...

With Rifle: Starting on either outside target, sweep the three targets with 3 rounds on the first target, then 4 rounds on the center target, then finish with 3 rounds on the last target for a 3-4-3 sequence. Make the rifle safe on the rest.

Move to the Shotgun Position and Grab your Shotgun: Take down the 4 knockdown targets in any order, make-ups in any order. Make the shotgun safe on the rest.

Move to the Pistol Position and Draw your Pistol(s). Starting on either outside target, sweep the three targets with 3 rounds on the first target, then 4 rounds on the center target, then finish with 3 rounds on the last target for a 3-4-3 sequence. Holster your pistols.