


The Damascus Wildlife Rangers Saturday, May 13, 2023

Welcome to the **26th Season** of the
Damascus Wildlife Rangers.

The Stages for the May 13, 2023 match
are shown on the following pages.

As usual, these stages are subject to
modification due to worsening weather
conditions or changes necessary to
correct an error or safety problem.

And, while you are here, don't forget to
sign up for Thunder Valley Days!
Links to the applications can be found
here by clicking on the badge below.

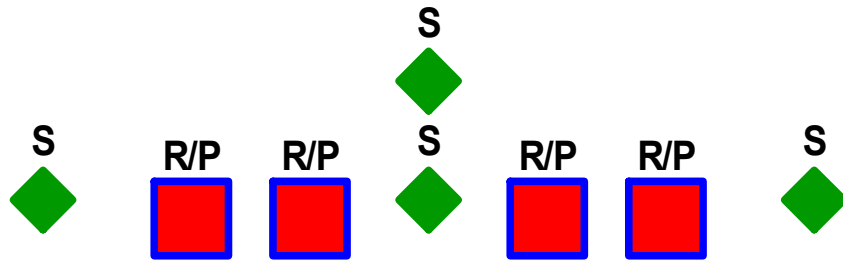


See You There!

Dogmeat Dad

Loaded Guns, Oh My!

Stage Number 1
 Field Number 3
 # Rifle 10
 # Pistol 10
 # Shotgun 4+



		Rest		
		Position 1		

Rifle is loaded with 10 rounds; hammer down on empty chamber staged on the rest at Position 1.
Pistols are holstered with 5 rounds each, hammers down on empty chambers.
Shotgun is staged open and empty on the rest at either Position 1.

Gun Order: Shooters Choice, Shotgun Last.

Shooter starts standing at Position 1, holding the Citation in both hands.

When ready, shooter says *“I Guess I’ll Have To Unload Them!”*

At the buzzer, Drop the Citation and...

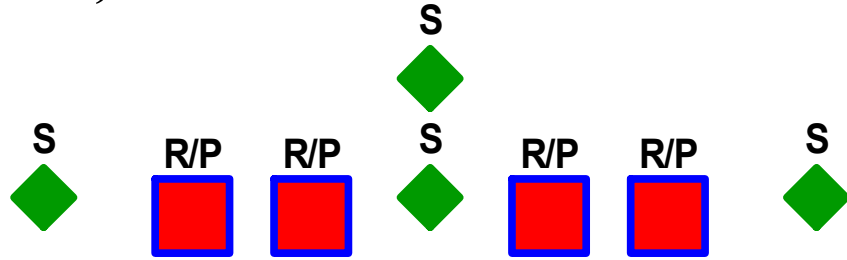
With Pistols: Starting on either end, double tap sweep the first three targets, then starting on the opposite end, single tap sweep all four targets. Holster your Pistols.

With Rifle: Repeat the Pistol instructions, starting on either end, double tap sweep the first three targets, then starting on the opposite end, single tap sweep all four targets. Make the rifle safe on the rest at Position 1. Note: The Rifle and Pistol sweeps do not have to start on the same end.

Grab your Shotgun, and take down the 4 shotgun targets in any order, make-ups in any order.

See, It Ain't Loaded!

Stage Number 2
Field Number 3
Rifle 8
Pistol 10
Shotgun 4+



		Rest		
Position 1 or Position 3		Position 2		Position 3 or Position 1

Rifle is loaded with 8 rounds and staged on the rest at Position 2.
Pistols are holstered with 5 rounds each, hammers down on empty chambers.
Shotgun is held in both hands at either Position 1.

Gun Order: Shotgun, Pistol, Rifle, Shotgun.

Shooter starts standing at either Position 1, holding the shotgun in both hands.

When ready, shooter says *"See, It Ain't Loaded!"*

At the buzzer, with the Shotgun: Take down any 2 shotgun targets in any order, make-ups in any order. You must take down two targets from this position. Taking the shotgun with you, **Move to Position 2** and make the shotgun on the rest.

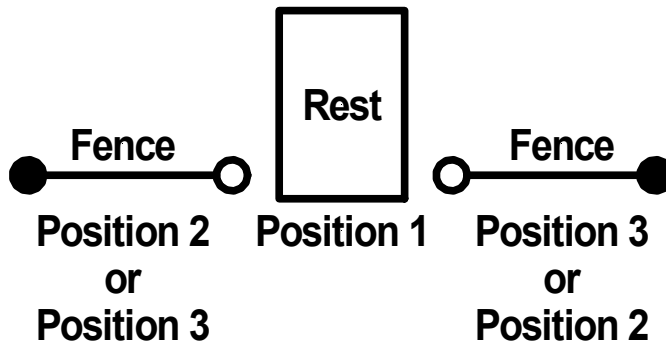
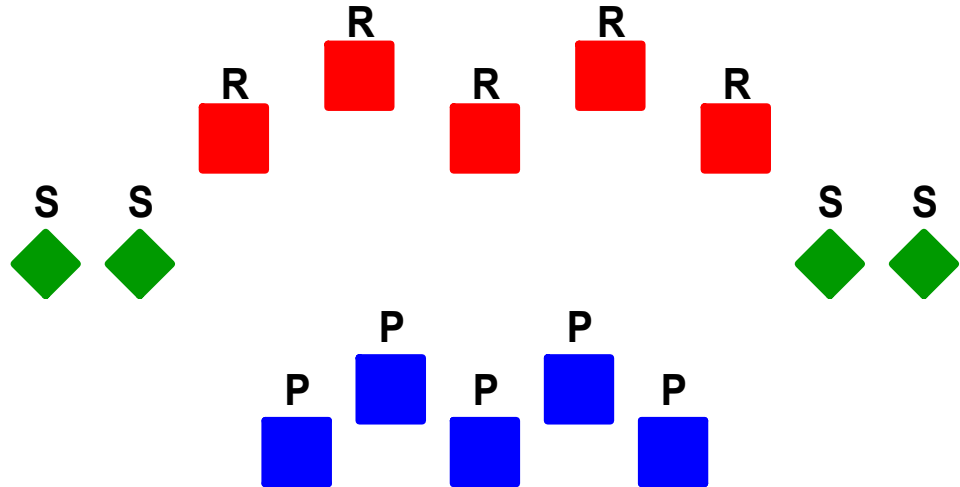
Draw Your Pistol(s) and with the first 5 pistol rounds, put 1 round either outside target and then 4 rounds on the adjacent inside target. With the second 5 pistol rounds, put 4 rounds on the other inside target and then 1 round on the last outside target for a 1-4-4-1 sweep. Holster your pistols.

Grab your Rifle and put 4 rounds on each inside target. Make the rifle safe on the rest at Position 2.

Grab your Shotgun, Move to Position 3, and take down two remaining shotgun targets in any order, make-ups in any order.

You're All Under Arrest!

Stage Number 3
 Field Number 5
 # Rifle 10
 # Pistol 10
 # Shotgun 4+



Rifle is loaded with 10 rounds and staged on the rest at Position 1.

Pistols are holstered with 5 rounds each, hammers down on empty chambers.

Shotgun is staged, open and empty, on the rest at Position 1.

Gun Order: Pistols, Rifle, Shotgun.

Shooter starts at Position 1, one hand on a pistol grip, the other hand pointing at the center target.

When ready, shooter says *“You’re All Under Arrest!”*

At the Buzzer, Draw your Pistol(s), and with the first 5 pistol rounds shoot the pistol targets in an Outside, Outside, Inside, Inside, Center sequence. Then, dump the second 5 pistol rounds on the center target. Holster your pistols.

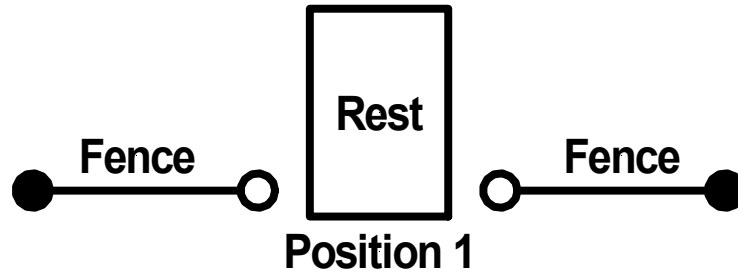
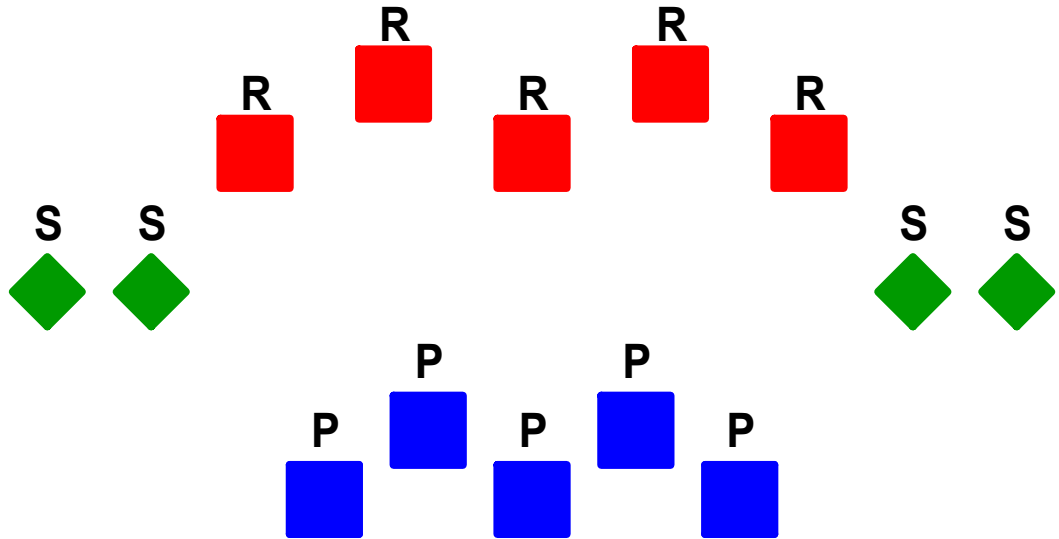
Grab your Rifle and repeat the Pistol instructions, by shooting the rifle targets in an Outside, Outside, Inside, Inside, Center sequence and then dump the remaining 5 rounds on the center target. Make the rifle safe on the rest at Position 1. Note: The Rifle and Pistol sweeps do not have to start on the same end.

Grab your Shotgun, Move to Position 2, and take down the two shotgun targets there in any order, make-ups in any order. Make-ups must be made from this position.

Move to Position 3, and take down the two remaining knockdown targets in any order, make-ups in any order.

You Don't Want To Do That!

Stage Number 4
Field Number 5
Rifle 10
Pistol 10
Shotgun 4+



Rifle is loaded with 10 rounds staged on the rest at Position 1.

Pistols are holstered with 5 rounds each, hammers down on empty chambers.

Shotgun is staged, open and empty, on the rest at Position 1.

Gun Order: Shooter's Choice, Rifle First.

Shooter starts standing at Position 1, with one hand in the lever of the rifle and the other touching the rifle. The rifle must remain flat on the rest until the buzzer.

When ready, shooter says *"You Don't Want To Do That!"*

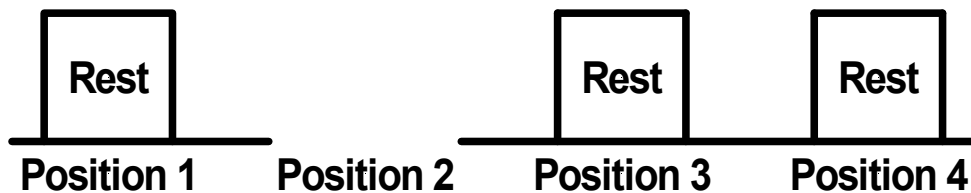
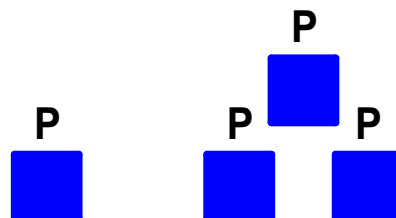

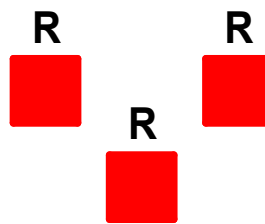
At the buzzer, Pick-up the Rifle, and starting on either end, sweep the rifle targets in a 3-1-2-1-3 sweep. Make the rifle safe on the rest.

With Pistols: Repeat the Rifle instructions, starting on either end, sweep the pistol targets in a 3-1-2-1-3 sweep. Note: The Rifle and Pistol sweeps do not have to start on the same end. Holster your pistols.

With Shotgun: Take down the 4 shotgun targets in any order, makeups in any order. Make the shotgun safe on the rest at Position 1.

Who's In There?

Stage Number 5
 Field Number 6
 # Rifle 10
 # Pistol 10
 # Shotgun 4+



Rifle is loaded with 10 rounds, staged on the rest at Position 3.

Pistols are holstered with 5 rounds each, hammers down on empty chambers.

Shotgun is staged open and empty on the rest at either Position 1.

Gun Order: Shotgun, Shotgun, Rifle, Pistol, Pistol.

Shooter starts standing at Position 1, looking through the window, both hands touching the window frame shoulder high.

When ready, shooter says *"Who's In There?"*

At the buzzer: Grab your Shotgun and take down the 2 shotgun targets in front of you in any order, make-ups in any order. Makeups must be made from this position.

Move to Position 2 and take down the remaining 2 shotgun targets in any order, make-ups in any order.

Move to Position 3 and make the shotgun safe on the rest.

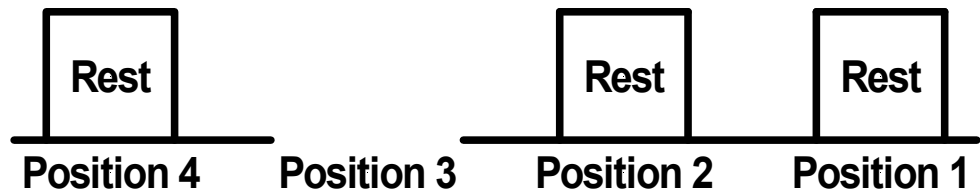
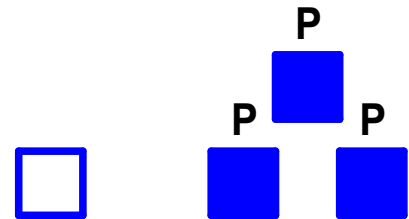
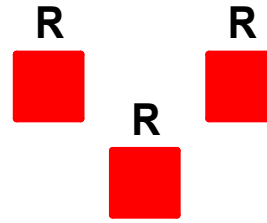
At Position 3, Grab your Rifle, and starting on the center target, shoot a double tap Nevada Sweep on the three targets. You should start and end on the center target. Make the rifle safe on the rest at Position 3.

From Position 3, Draw your Pistol(s), and dump your first 5 pistol rounds on the target in front of you.

Move to Position 4, and with your second 5 pistol rounds, shoot a single tap Nevada Sweep on the three targets starting on the center target. Holster your pistols.

I Think I'm Faster!

Stage Number 6
 Field Number 6
 # Rifle 10
 # Pistol 10
 # Shotgun 2+



Rifle is loaded with 10 rounds, staged on the rest at Position 2.

Pistols are holstered with 5 rounds each, hammers down on empty chambers.

Shotgun is staged open and empty on the rest at either Position 2.

Gun Order: Pistols, Rifle, Shotgun, Shotgun.

Shooter starts standing at Position 1, with hands on pistol grips.

When ready, shooter says *"I think I'm Faster!"*

At the buzzer with your Pistols: Place the first round on the upper target, then alternate double taps on the bottom two targets for 8 rounds, then place the final round on the upper target for a 1-2-2-2-2-1 sequence. Holster your Pistols.

Move to Position 2, Grab your Rifle, and repeat the Pistol Instructions by placing the first round on the upper target, then alternate double taps on the bottom two targets for 8 rounds, then place the final round on the upper target for a 1-2-2-2-2-1 sequence. Make the rifle safe at Position 2.

Grab your Shotgun and Move to Position 3 and take down the 2 shotgun targets in any order, make-ups in any order. Makeups must be made from this position.

Move to Position 4 and take down the remaining 2 shotgun targets in any order, make-ups in any order.