

The Damascus Wildlife Rangers **Saturday, June 13, 2026**

Welcome to the Second Match of the
29th Season of the
Damascus Wildlife Rangers.

The Stages for the June 13, 2026 match
are shown on the following pages.

Due to schedule conflicts the
Boy Scouts Will Not Be In Attendance
to serve lunch after the match. We will
still read the scores after the match, but
there will be no lunch!

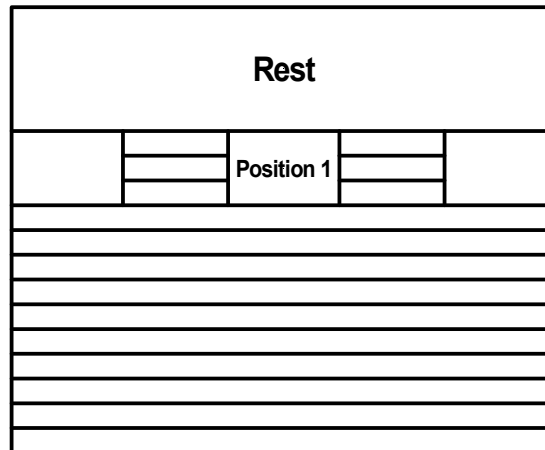
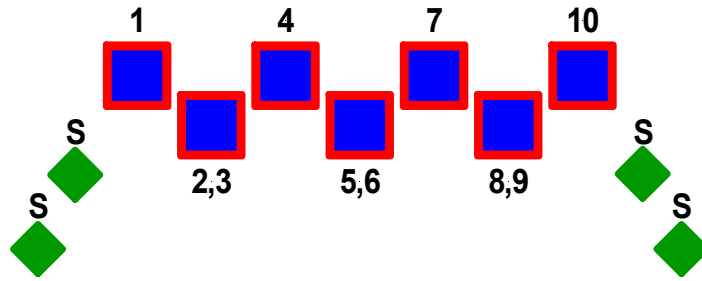
As usual, these stages are subject to
modification due to worsening weather
conditions or changes necessary to
correct an error or safety problem.

See You There!

Dogmeat Dad

Who's In Charge Here? You'll Die First!

Stage Number 1
Field Number 3
Rifle 10
Pistol 10
Shotgun 4+



Rifle is loaded with 10 rounds; hammer down on empty chamber staged on the rest at Position 1.

Pistols are holstered with 5 rounds each, hammers down on empty chambers.

Shotgun is staged open and empty on the rest at Position 1.

Gun Order: Rifle Not Last.

Shooter starts standing at Position 1, hands on Pistol Grips.

When ready, shooter says “...*You'll Die First!*”

At the buzzer...

With Rifle: Starting on either end, sweep the seven targets with 1 round on each upper target and 2 rounds on each lower target for a 1-2-1-2-1-2-1 sweep. One example is shown. Make the rifle safe on the rest.

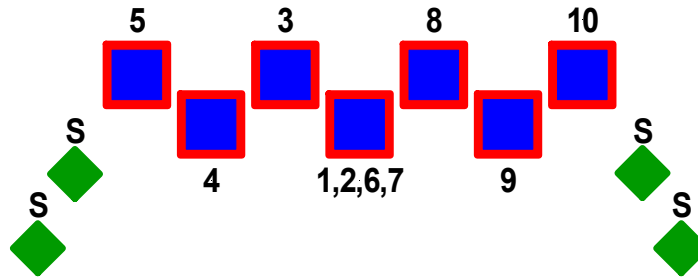
With Pistols: Repeat the Rifle Instructions, starting on either end, sweep the seven targets with 1 round on each upper target and 2 rounds on each lower target for a 1-2-1-2-1-2-1 sweep. One example is shown. Holster Your Pistols.

With Shotgun: Take down the 4 knockdown targets in any order, make-ups in any order. Make the shotgun safe on the rest.

Note: The Rifle and Pistol sequences do not have to start on the same end.

If They Don't Hang You, This Coffee Will Kill You!

Stage Number 2
Field Number 3
Rifle 10
Pistol 10
Shotgun 4+



Rest			
Shotgun		Position 2	Shotgun

Rifle is loaded with 10 rounds; hammer down on empty chamber staged on the rest at Position 2.
Pistols are holstered with 5 rounds each, hammers down on empty chambers.
Shotgun is staged open and empty on the rest at either Shotgun Position.

Gun Order: Shotgun, Shotgun, Rifle, Pistol.

Shooter starts standing at either Shotgun Position, holding the Coffee Cup in both hands.

When ready, shooter says *“This Coffee Will Kill You!”*

At the buzzer...Drop Coffee Cup

With Shotgun from the Starting Position: Take down the 2 knockdown targets in any order, make-ups in any order. Make-ups must be made from this position. Taking the shotgun with you, move to Position 2 and take down the other 2 knockdown targets in any order, make-ups in any order. Make the shotgun safe on the rest.

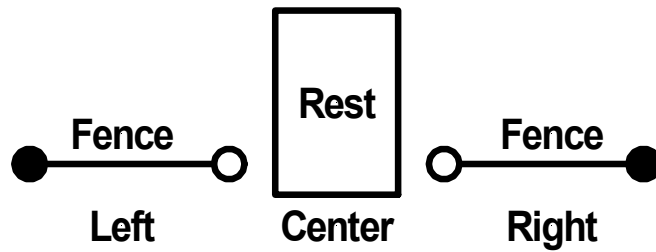
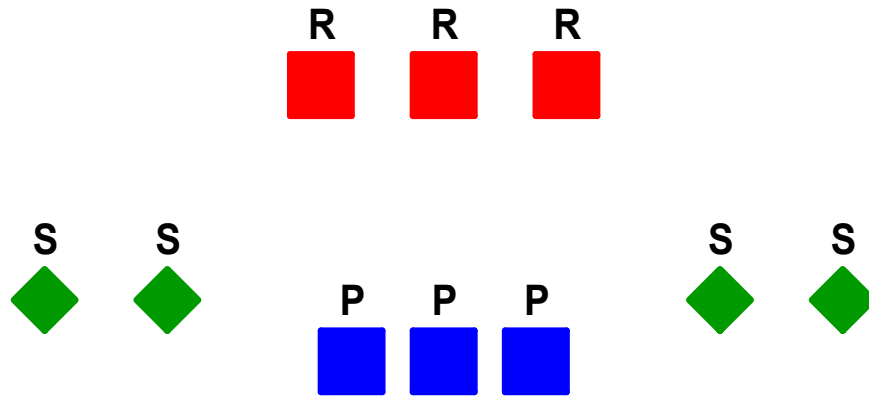
With Rifle from Position 2: With the first five rifle rounds, place 2 rounds in the Center Target, then sweep the three targets to either side with 1 round each. With the second five rifle rounds, place 2 rounds in the Center Target again, and then sweep the three targets to OTHER side with 1 round each. One example is shown. Make the rifle safe on the rest.

With Pistols from Position 2: Repeat the Rifle Instructions, and with the first five pistol rounds, place 2 rounds in the Center Target, then sweep the three targets to either side with 1 round each. With the second five pistol rounds, place 2 rounds in the Center Target again, and then sweep the three targets to OTHER side with 1 round each. One example is shown. Holster your pistols.

Note: The Rifle and Pistol sequences do not have to match.

Mister, This Is A Big Mistake!

Stage Number 3
Field Number 5
Rifle 10
Pistol 10
Shotgun 4+



Rifle is loaded with 10 rounds; hammer down on empty chamber staged at Center Position.

Pistols are holstered with 5 rounds each, hammers down on empty chambers.

Shotgun is staged open and empty on the rest at the Center Position.

Gun Order: Rifle, Pistols, Shotgun, Shotgun

Shooter starts standing at the Center Position, both hands at low surrender.

When ready, shooter says *“Mister, This Is A Big Mistake!”*

At the buzzer...

With Your Rifle from the Center Position: Triple tap the center target, then double tap both outside targets in any order, then triple tap the center target again for a 3-2-2-3 sequence. Make the rifle safe on the rest.

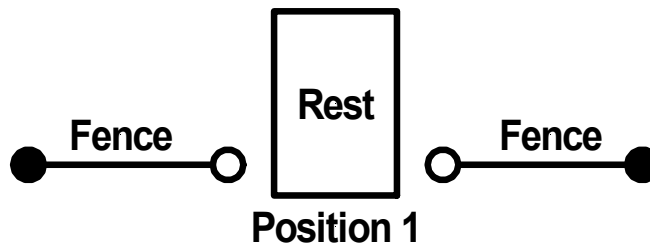
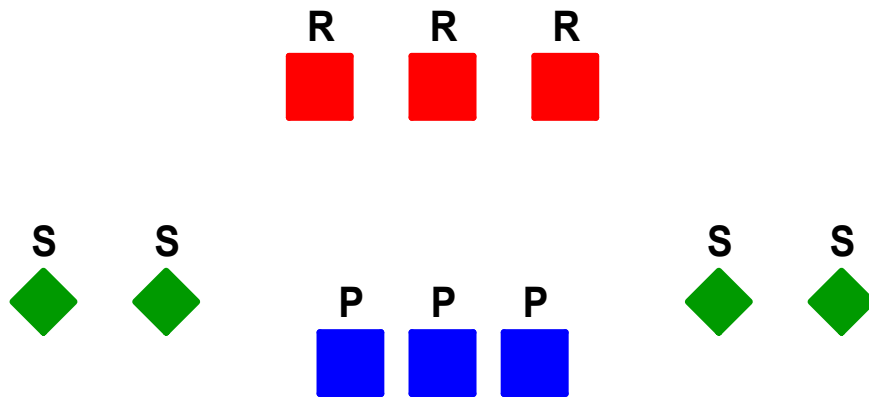
With Pistol(s) from the Center Position: Repeat the Rifle instructions and triple tap the center target, then double tap both outside targets in any order, then triple tap the center target again for a 3-2-2-3 sequence. Holster your pistols.

With Shotgun: Using both the Left and Right Shotgun Positions, take down all 4 of the knockdown targets, two from each position, in any order, make-ups in any order. Note that all Shotgun Rounds must pass on the outside of the two tall posts. Make the shotgun safe on the rest.

Note: The Rifle and Pistol sequences do not have to match.

The Next Warning Will Be In Lead!

Stage Number 4
Field Number 5
Rifle 10
Pistol 10
Shotgun 4+



Rifle is loaded with 10 rounds; hammer down on empty chamber staged at Position 1.

Pistols are holstered with 5 rounds each, hammers down on empty chambers.

Shotgun is staged open and empty on the rest at the Position 1.

Gun Order: Rifle Not Last.

Shooter starts standing at Position 1, hands at their sides in SASS Default Position.

When ready, shooter says *“The Next Warning Will Be In Lead!”*

At the buzzer...

With Rifle from Position 1: Shoot a Progressive Sweep on the three targets by putting 1 round on the center target, then 2 rounds on either outside target, then 3 rounds on the other outside target, and then finish with 4 rounds back on the center target for a 1-2-3-4 sweep. Make the rifle safe on the rest.

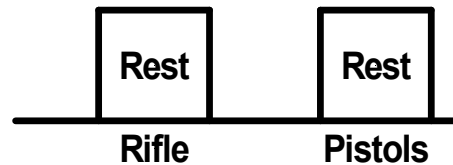
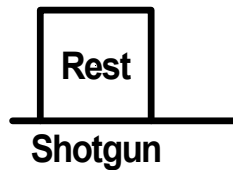
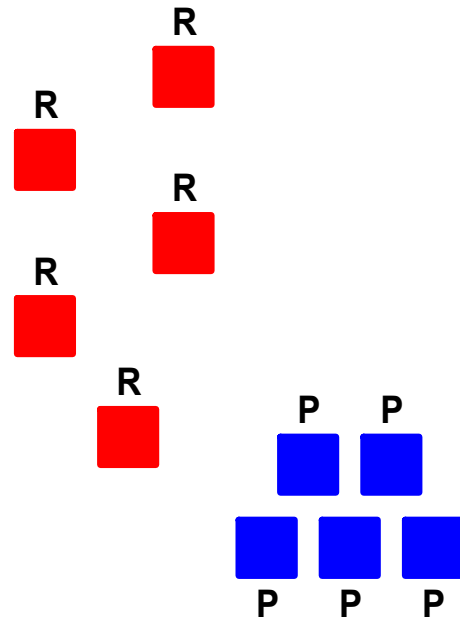
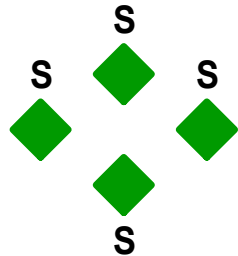
With Pistols from Position 1: Repeat the rifle instructions, and shoot a Progressive Sweep on the three targets by putting 1 round on the center target, then 2 rounds on either outside target, then 3 rounds on the other outside target, and then finish with 4 rounds back on the center target for a 1-2-3-4 sweep. Holster your pistols.

With Shotgun from Position 1: Take down the 4 knockdown targets in any order, make-ups in any order. Make the shotgun safe on the rest.

Note: The Rifle and Pistol sequences do not have to match.

Hands Up, Varmint!

Stage Number 5
Field Number 6
Rifle 10
Pistol 10
Shotgun 4+



Rifle is loaded with 10 rounds; hammer down on empty chamber staged on rest at the Rifle Position.
Pistols are holstered with 5 rounds each, hammers down on empty chambers.
Shotgun is staged open and empty on the rest at the Shotgun Position.

Gun Order: Rifle First

Shooter starts standing at the Rifle Position, holding the rifle in both hands, shouldered, and aiming at the first rifle target.

When ready, shooter says *"Hands Up, Varmint!"*

At the buzzer...

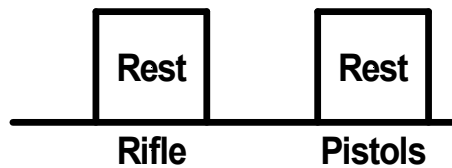
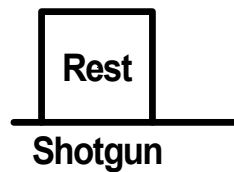
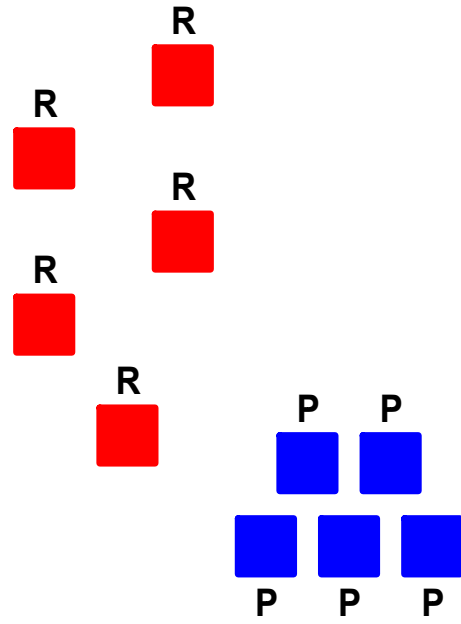
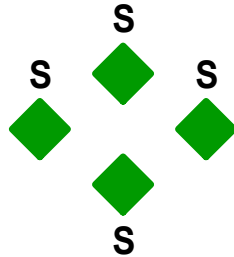
With Rifle from the Rifle Position: Place 3 rounds on the closest target, then place 1 round on each of the other four targets in any order, then place 3 rounds on the closest target again. Make the rifle safe on the rest.

With Pistols from the Pistol Position: Place 3 rounds on the bottom center target, then place 1 round on each of the other four targets in any order, then place 3 rounds on bottom center target again. Holster your pistols.

With Shotgun from the Shotgun Position: Take down the 4 knockdown targets in any order, make-ups in any order. Make the shotgun safe on the rest.

I'm Seeing Double!

Stage Number 6
Field Number 6
Rifle 10
Pistol 10
Shotgun 4+



Rifle is loaded with 10 rounds; hammer down on empty chamber staged on rest at the Rifle Position.

Pistols are holstered with 5 rounds each, hammers down on empty chambers.

Shotgun is staged open and empty on the rest at the Shotgun Position.

Gun Order: Rifle Not Last.

Shooter starts standing at Position of Choice, touching the whiskey bottle on the rest with both hands.

When ready, shooter says *"I'm Seeing Double!"*

At the buzzer...

With Shotgun from the Shotgun Position: Take down the 4 knockdown targets in any order, make-ups in any order. Make the shotgun safe on the rest.

With Rifle from the Rifle Position: Double Tap each of the five targets in any order. Make the rifle safe on the rest.

With Pistols from the Pistol Position: Double Tap each of the five targets in any order. Holster your pistols.