

The Damascus Wildlife Rangers

Saturday, July 12, 2025

Welcome to the **28th Season** of the
Damascus Wildlife Rangers.

The Stages for the July 12, 2025 match
are shown on the following pages.

The theme for this month's match is
Great Lines From Classic Westerns
taken from the book Tall In The Saddle.

**The Boy Scouts are scheduled to be
there to provide lunch after the match.**
Join us after the match in the club house
for a bite to eat and to hear the scores!

As usual, these stages are subject to
modification due to worsening weather
conditions or changes necessary to
correct an error or safety problem.

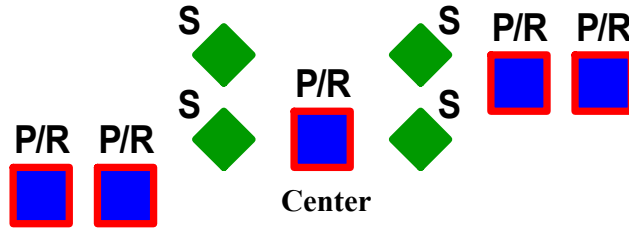
See You There!

Dogmeat Dad

Bad Day At Black Rock (1955)

“Modern Western” Starring Spencer Tracy, Robert Ryan, Lee Marvin, Anne Francis

Stage Number 1
Field Number 3
Rifle 9
Pistol 10
Shotgun 4+



Rest				
Position 1		Position 2		Position 3

Rifle is loaded with 10 rounds; hammer down on empty chamber staged on the rest at Position 2.

Pistols are holstered with 5 rounds each, hammers down on empty chambers.

Shotgun is staged open and empty on the rest at Position 2.

Gun Order: Pistol, Rifle, Shotgun, Pistol.

Shooter starts standing at either Position 1 or 3, both hands at sides in SASS Default Position.

When ready, shooter says *“I Feel For You, But I’m Consumed With Apathy.”*

At the buzzer...

Draw Your Pistol(s) and, using the two targets in front of you plus the center target, starting on the center target, shoot a 5 round Nevada Sweep on the three targets. Holster your Pistol. (Gunfighters may stage their pistols at Position 2).

Move to Position 2, grab your Rifle, and starting on the center target and going either direction, shoot a 9 round Nevada Sweep on the five targets. You should start and end on the center target. Make the rifle safe on the rest.

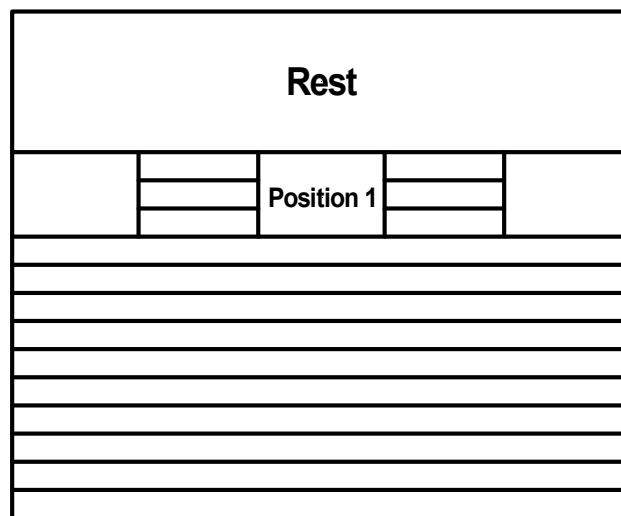
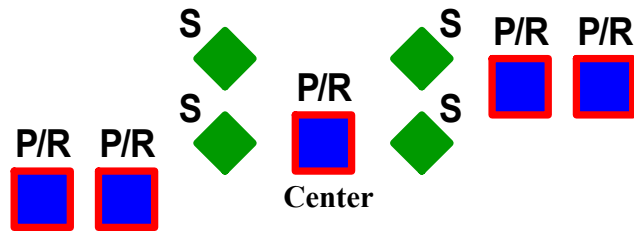
Grab your shotgun and take down the 4 knockdown targets in any order, make-ups in any order.

Move to Position 3 or 1, and, using the two targets in front of you plus the center target, starting on the center target, shoot a 5 round Nevada Sweep on the three targets. Holster your Pistol(s).

Hondo (1953)

Starring John Wayne, Ward Bond, Geraldine Page, James Arness

Stage Number 2
Field Number 3
Rifle 10
Pistol 10
Shotgun 4+



Rifle is loaded with 10 rounds; hammer down on empty chamber staged on the rest at Position 1.

Pistols are holstered with 5 rounds each, hammers down on empty chambers.

Shotgun is staged open and empty on the rest at Position 1.

Gun Order: Shotgun Last

Shooter starts standing at Position 1, one hand holding their jaw, the other at their side.

When ready, shooter says “*What’d You Hit Me For?*” or “*‘Cause I Know You!*”

At the buzzer...

With Pistols from Position 1: Triple tap the center target, then put 1 round on each of the two targets on either the left or right of center. Then triple tap the center target again and then put 1 round on each of the two targets on other side of the center target. Holster your pistols.

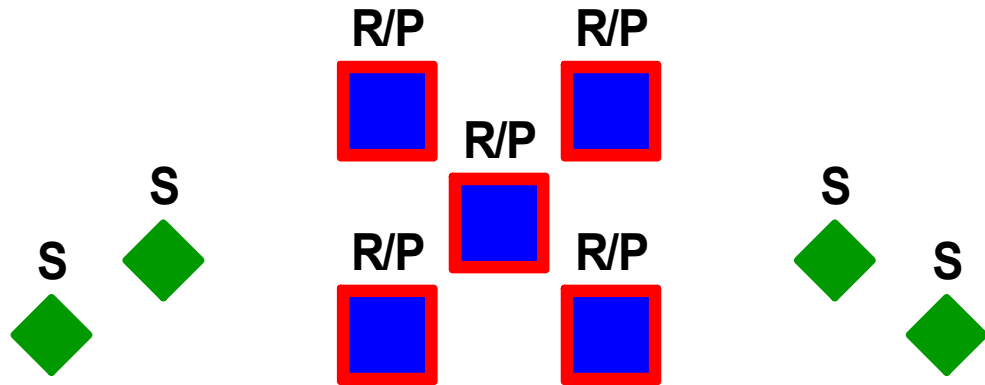
With Rifle from Position 1, repeat the pistol instructions by triple tapping the center target, and then put 1 round on each of the two targets on either the left or right of center. Then triple tap the center target again and then put 1 round on each of the two targets on other side of the center target. Make the rifle safe on the rest.

Grab your shotgun and take down the 4 knockdown targets in any order, make-ups in any order.

One Eyed Jacks (1961)

Starring Marlon Brando, Karl Malden, Ben Johnson, Pina Pellicer, Slim Pickens

Stage Number 3
Field Number 5
Rifle 10
Pistol 10
Shotgun 2+



Position 1

Rifle is loaded with 10 rounds; hammer down on empty chamber, to be held at Position 1.

Pistols are holstered with 5 rounds each, hammers down on empty chambers.

Shotgun is staged open and empty on the rest at Position 1.

Gun Order: Rifle First

Shooter starts standing at Position 1, holding the rifle in both hands.

When ready, shooter says *“You Ain’t Getting No Older Than Tomorrow!”*

At the buzzer...

With Your Rifle: Starting on the center target, alternate between the center target and the four outside targets, single tapping each target for a total of 9 rounds. Then place the 10th round on one of the knockdown targets. It should be Center-Outside-Center-Outside-Center-Outside-Center-Outside-Center-Knockdown. Make the rifle safe on the rest.

With Your Pistols, repeat the rifle instructions. Starting on the center target, alternate between the center target and the four outside targets, single tapping each target for a total of 9 rounds. Then place the 10th round on one of the knockdown targets. It should be Center-Outside-Center-Outside-Center-Outside-Center-Outside-Center-Knockdown. Holster your pistols.

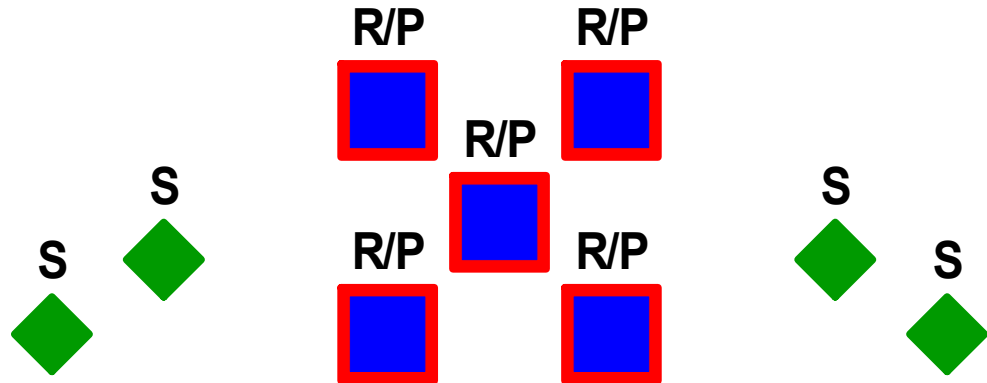
With Shotgun from the Shotgun Position: Take down the remaining knockdown targets in any order, make-ups in any order. Make the shotgun safe.

Note: The Rifle and Pistol sequences do not have to match.

Destry Rides Again (1939)

Starring James Stewart, Marlene Dietrich, Irene Hervey, Charles Winninger

Stage Number 4
Field Number 5
Rifle 10
Pistol 10
Shotgun 4+



Position 1

Rifle is loaded with 10 rounds; hammer down on empty chamber staged on the rest at Position 1.

Pistols are holstered with 5 rounds each, hammers down on empty chambers.

Shotgun is staged open and empty on the rest at Position 1.

Gun Order: Rifle Not Last

Shooter starts standing at Position 1, with one thumb hooked behind their gun belt, other hand at their side.

When ready, shooter says *“Trouble Is My Business!”*

At the buzzer...

With Your Rifle: Starting on any corner target, shoot a 2-1-2 sweep diagonally across the targets. Then, starting on an unused corner target, shoot a 2-1-2 sweep across the other diagonal. At the end, there should be 2 rounds on each target. Make the rifle safe on the rest.

With Your Pistols: Starting on any corner target, shoot a 2-1-2 sweep diagonally across the targets. Then, starting on an unused corner target, shoot a 2-1-2 sweep across the other diagonal. At the end, there should be 2 rounds on each target. Holster your pistols.

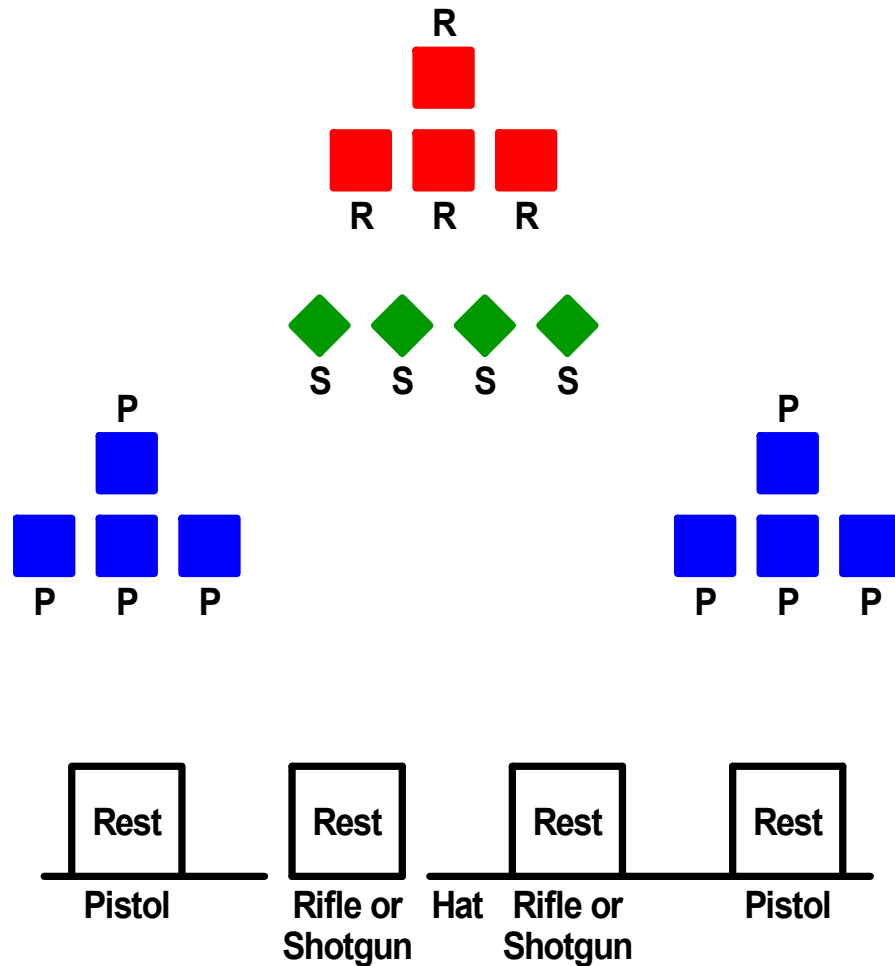
With Your Shotgun: Take down the 4 knockdown targets in any order, make-ups in any order. Make the shotgun safe on the rest.

Note: The Rifle and Pistol sweeps do not have to match.

The Man Who Shot Liberty Valance (1962)

Starring John Wayne, James Stewart, Lee Marvin, Vera Miles

Stage Number 5
Field Number 6
Rifle 10
Pistol 10
Shotgun 4+



Rifle is loaded with 10 rounds; hammer down on empty chamber staged on rest at either Rifle Position.

Pistols are holstered with 5 rounds each, hammers down on empty chambers.

Shotgun is staged open and empty on the rest at either the Shotgun Position, but not with Rifle.

Gun Order: Pistols Last

Shooter starts standing between Rifle/Shotgun Positions, both hands touch in hat hanging on the wall.

When ready, shooter says *"I Live Where I Hang My Hat!"*

At the buzzer...

With Rifle from the Rifle Position: With the first five rifle rounds, put 2 rounds on the bottom center target, then sweep the three remaining targets with 1 round each starting from either end, and then repeat.

Note: The two sweeps, do not have to start on the same end. Make the rifle safe.

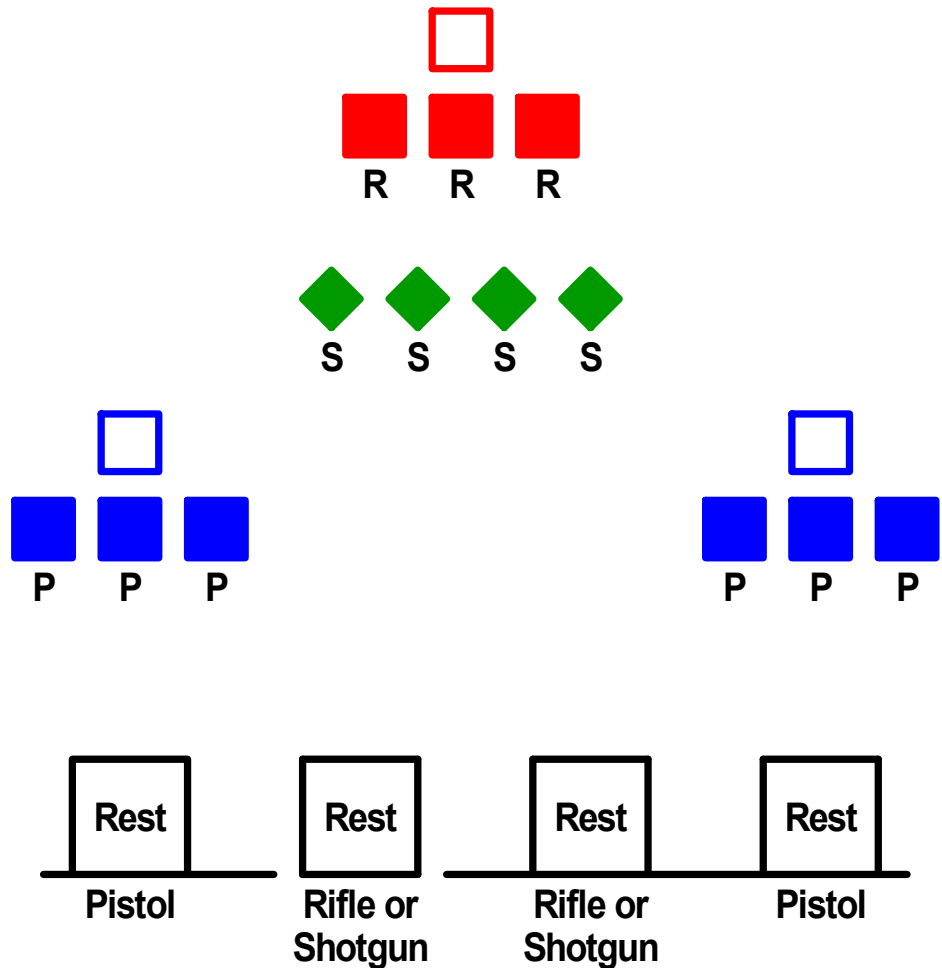
With Shotgun from the Shotgun Position: Take down the 4 knockdown targets in any order, make-ups in any order. Make the shotgun safe.

With Pistols from either Pistol Position: With the first five pistol rounds, put 2 rounds on the bottom center target, then sweep the three remaining targets with 1 round each starting from either end, and then repeat. **Note: The two sweeps, do not have to start on the same end.** Holster your pistols.

The Stranger Wore A Gun (1953)

Starring Randolph Scott, Claire Trevor, George Macready, Lee Marvin, Joan Weldon, Ernest Borgnine

Stage Number 6
Field Number 6
Rifle 10
Pistol 10
Shotgun 4+



Rifle is loaded with 10 rounds; hammer down on empty chamber staged on rest at the Rifle Position.

Pistols are holstered with 5 rounds each, hammers down on empty chambers.

Shotgun is staged open and empty on the rest at either the Shotgun Position, but not with Rifle.

Gun Order: Pistol, Rifle, Shotgun

Shooter starts standing at either Pistol Position, holding the empty whiskey bottle in both hands.

When ready, shooter says *"I Need A Drink, Maybe Five or Six!"*

At the buzzer...

With Pistols from Pistol Position: Place 4 rounds on each outside target and 2 rounds on the center target, in any order. Holster your pistol(s).

With Rifle from the Rifle Position: Place 4 rounds on each outside target and 2 rounds on the center target, in any order. Make the rifle safe.

With Shotgun from the Shotgun Position: Take down the 4 knockdown targets in any order, make-ups in any order. Make the shotgun safe.

Note: The Rifle and Pistol sequences do not have to match.