

The Damascus Wildlife Rangers

Saturday, September 13, 2025

Welcome to the **28th Season** of the
Damascus Wildlife Rangers.

The Stages for the September 13, 2025
match are shown on the following pages.

The theme for this month's match is
Great Lines From Classic Westerns
taken from the book Tall In The Saddle.

**The Boy Scouts are scheduled to be
there to provide lunch after the match.**
Join us after the match in the club house
for a bite to eat and to hear the scores!

As usual, these stages are subject to
modification due to worsening weather
conditions or changes necessary to
correct an error or safety problem.

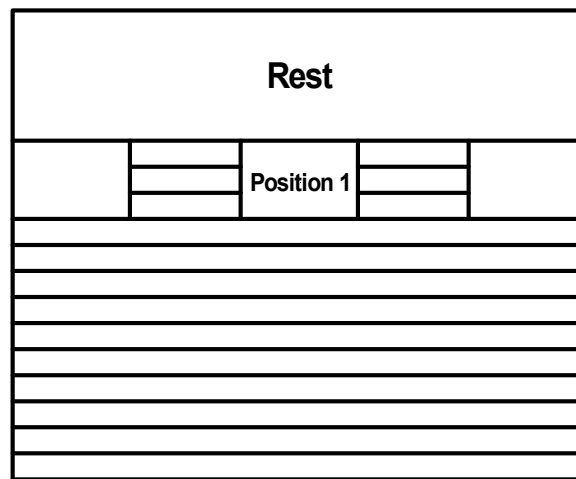
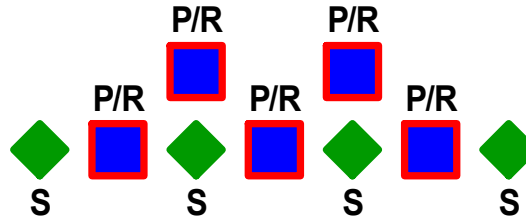
See You There!

Dogmeat Dad

Flaming Star (1960)

Starring Elvis Presley, Barbara Eden, Steve Forrest

Stage Number 1
Field Number 3
Rifle 10
Pistol 10
Shotgun 4+



Rifle is loaded with 10 rounds; hammer down on empty chamber staged on the rest at Position 1.

Pistols are holstered with 5 rounds each, hammers down on empty chambers.

Shotgun is staged open and empty on the rest at Position 1.

Gun Order: Shotgun Last

Shooter starts standing at Position 1, hands at sides, not touching guns or ammo, in SASS Default Position.

When ready, shooter says *“If Shooting Starts, I’ll Live Long Enough To Kill You!”*

At the buzzer...

With Pistols from Position 1: Starting on either end, using the three targets on the bottom row, sweep the three targets with 1 Round on the first target, 2 Rounds on the second target, and 3 Rounds on the third target. Then double tap the two upper targets in any order. Holster your pistols.

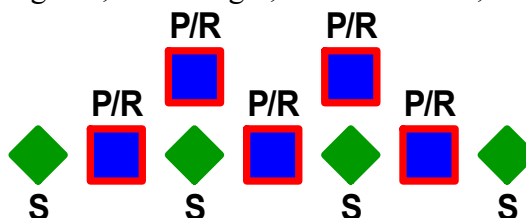
With Rifle from Position 1: Repeat the pistol instructions, starting on either end, using the three targets on the bottom row, sweep the three targets with 1 Round on the first target, 2 Rounds on the second target, and 3 Rounds on the third target. Then double tap the two upper targets in any order. Make the rifle safe on the rest.

Grab your shotgun and take down the 4 knockdown targets in any order, make-ups in any order.

Jubal (1955)

Starring Glenn Ford, Ernest Borgnine, Rod Steiger, Valerie French, Felicia Farr

Stage Number	2
Field Number	3
# Rifle	10
# Pistol	10
# Shotgun	4+

[illegible]

Rifle is loaded with 10 rounds; hammer down on empty chamber staged on the rest at Positon 2.

Pistols are holstered with 5 rounds each, hammers down on empty chambers.

Shotgun is staged open and empty on the rest at either Position 1 or Position 3.

Gun Order: Shotgun, Pistol, Rifle, Shotgun or Shotgun, Rifle, Pistol, Shotgun

Shooter starts standing at either Position 1 or 3, holding the coffee cup in one hand and touching the end of the rest with the other hand.

When ready, shooter says “*I Like My Coffee Strong Enough To Float A Pistol!*”

At the buzzer... Drop The Cup and

Grab your shotgun and take down the 2 knockdown targets in front of you in any order, make-ups must be made from this position. Taking the shotgun with you, move to Position 2 and make the shotgun safe.

With Rifle from Position 2: Using the three targets in the middle, and starting on the center target, shoot a 5 Round Nevada Sweep on those three targets. Then, starting on either end, sweep all five targets with 1 Round each. Make the rifle safe on the rest.

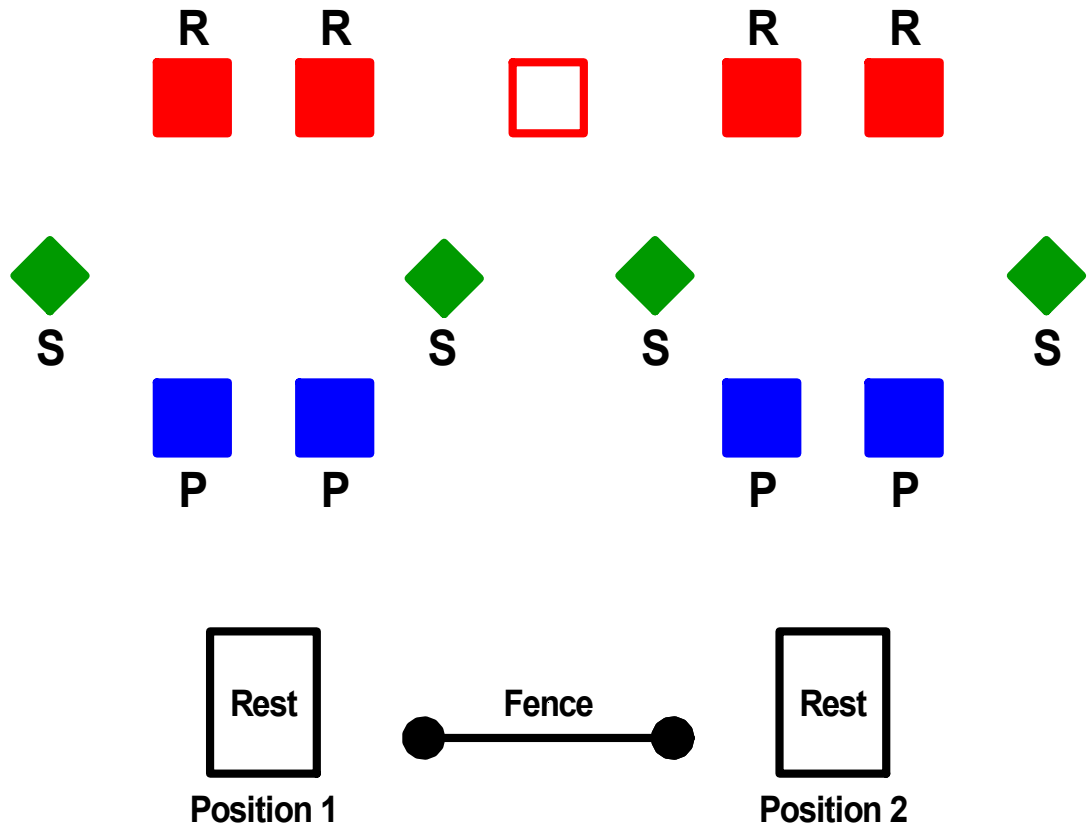
With Pistols from Position 2: Repeat the rifle instructions, using the three targets in the middle, and starting on the center target, shoot a 5 Round Nevada Sweep on those three targets. Then, starting on either end, sweep all five targets with 1 Round each. Holster you Pistols.

Grab your Shotgun, Move to Position 3 (or 1), and take down the 2 knockdown targets in any order, make-ups in any order.

The Showdown (1950)

Starring Bill Elliot, Walter Brennan, Marie Windsor

Stage Number 3
Field Number 5
Rifle 10
Pistol 10
Shotgun 4+



Rifle is loaded with 10 rounds; hammer down on empty chamber, to be held at Position 1 or Position 2.

Pistols are holstered with 5 rounds each, hammers down on empty chambers.

Shotgun is staged open and empty on the rest with Rifle at Position 1 or Position 2.

Gun Order: Rifle, Shotgun, Pistols

Shooter starts standing at either Position 1 or Position 2, holding the rifle in both hands.

When ready, shooter says *“I Don’t Want Trouble With Anybody...Unless I Start It!”*

At the buzzer...

With Your Rifle: Starting on either target, place 1 Round on the first target, then 2 Rounds on the other target, then place 3 Rounds back on the first target, the finish with 4 Rounds back on the second target. Make the rifle safe on the rest.

Grab your Shotgun: Take down the two knockdown targets in front of you in any order, make-ups must be made from this position. Taking your shotgun with you, Move to the other Position and take down the two knockdown targets in front of you in any order, make-ups must be made from this position. Make the shotgun safe on the rest.

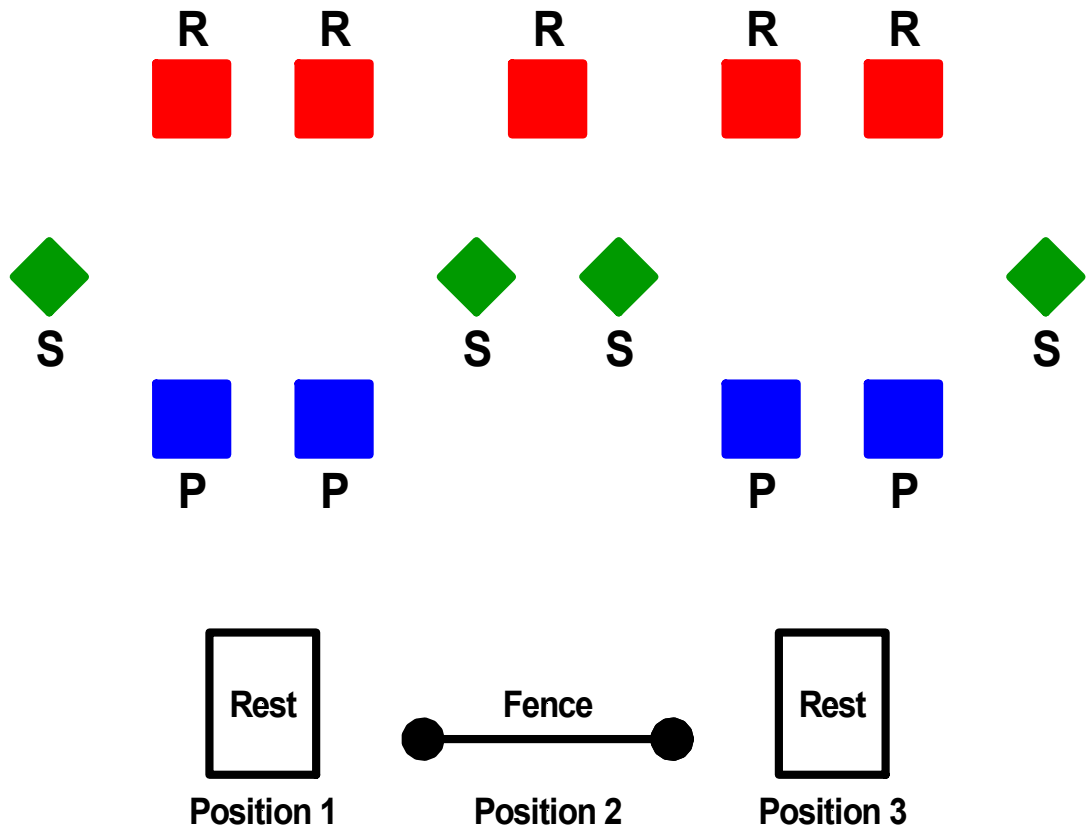
With Your Pistols, repeat the rifle instructions. Starting on either target, place 1 Round on the first target, then 2 Rounds on the other target, then place 3 Rounds back on the first target, the finish with 4 Rounds back on the second target. Holster your pistols.

Note: The Rifle and Pistol sequences do not have to match.

The Virginian (1929)

Starring Gary Cooper, Walter Huston, Mary Brian

Stage Number 4
Field Number 5
Rifle 10
Pistol 10
Shotgun 2+



Rifle is loaded with 10 rounds; hammer down on empty chamber staged on the rest at Position 1 or Position 3.

Pistols are holstered with 5 rounds each, hammers down on empty chambers.

Shotgun is staged open and empty on the rest opposite rifle at either at Position 1 or Position 3.

Gun Order: Pistols, Rifle, Shotgun

Shooter starts standing at Position 1(or Position 3), with both hands on Pistol Grips.

When ready, shooter says *“If You Want To Call Me That, Smile!”*

At the buzzer...

With Your Pistols: Starting on either target, alternate double taps on the two targets for 10 rounds. Holster your pistols.

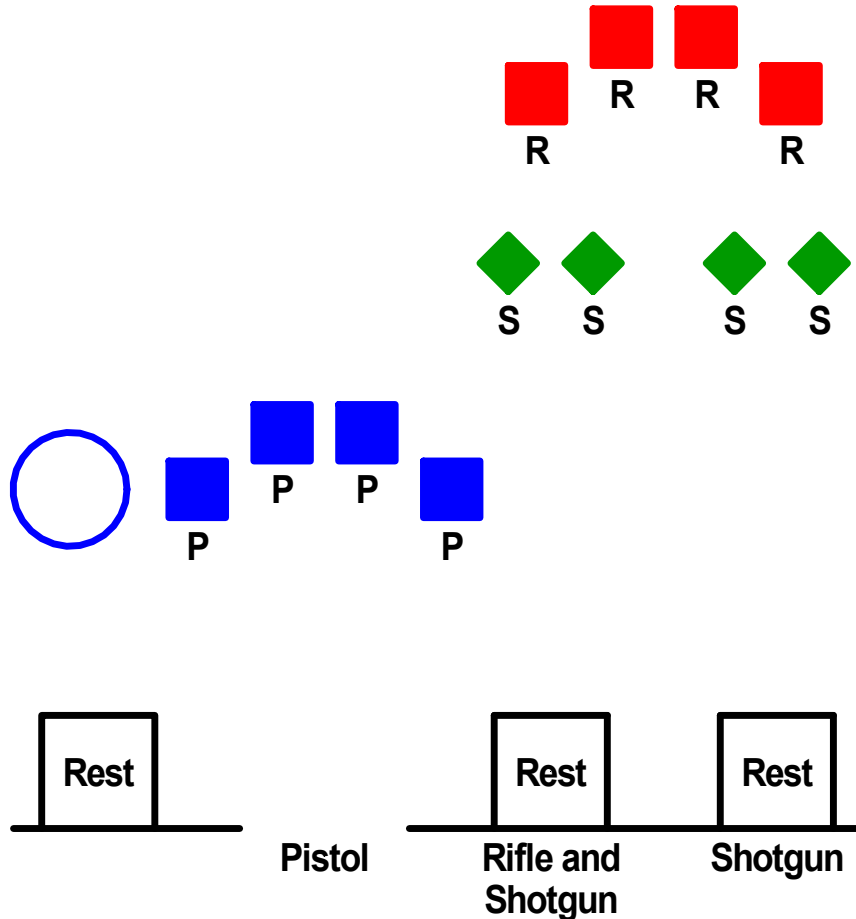
Grab Your Rifle and Move to Position 2, between the two fence posts. **With your Rifle:** Starting on either end, Double Tap Sweep the five targets for 10 Rounds. Move to Position 3 (or Position 1) and make the rifle safe on the rest.

Grab Your Shotgun: Take down the 2 knockdown targets in front of you in any order, make-ups in any order. Make the shotgun safe on the rest.

Broken Lance (1954)

Starring Spencer Tracy, Robert Wagner, Jean Peters

Stage Number 5
Field Number 6
Rifle 10
Pistol 10
Shotgun 4+



Rifle is loaded with 10 rounds; hammer down on empty chamber staged on rest at Rifle Position.

Pistols are holstered with 5 rounds each, hammers down on empty chambers.

Shotgun is staged open and empty on the rest at either Shotgun Position.

Gun Order: Pistols, Rifle, Shotgun or Shotgun, Rifle, Pistols

Shooter starts standing at either doorway or far right window, with one hand touching first gun, other hand may be anywhere, including touching other pistol or shotgun shells.

When ready, shooter says *"Get A Gun Or Get Out Of Town!"*

At the buzzer...

With Shotgun using BOTH Shotgun Positions: Take down the 4 knockdown targets, 2 from each window, in any order. Make-ups must be made from position where originally engaged. Make the shotgun safe.

With Rifle from the Rifle Position: Starting on either end, double tap sweep the first three targets, then starting on the opposite end, single tap sweep all four of the targets. Make the rifle safe.

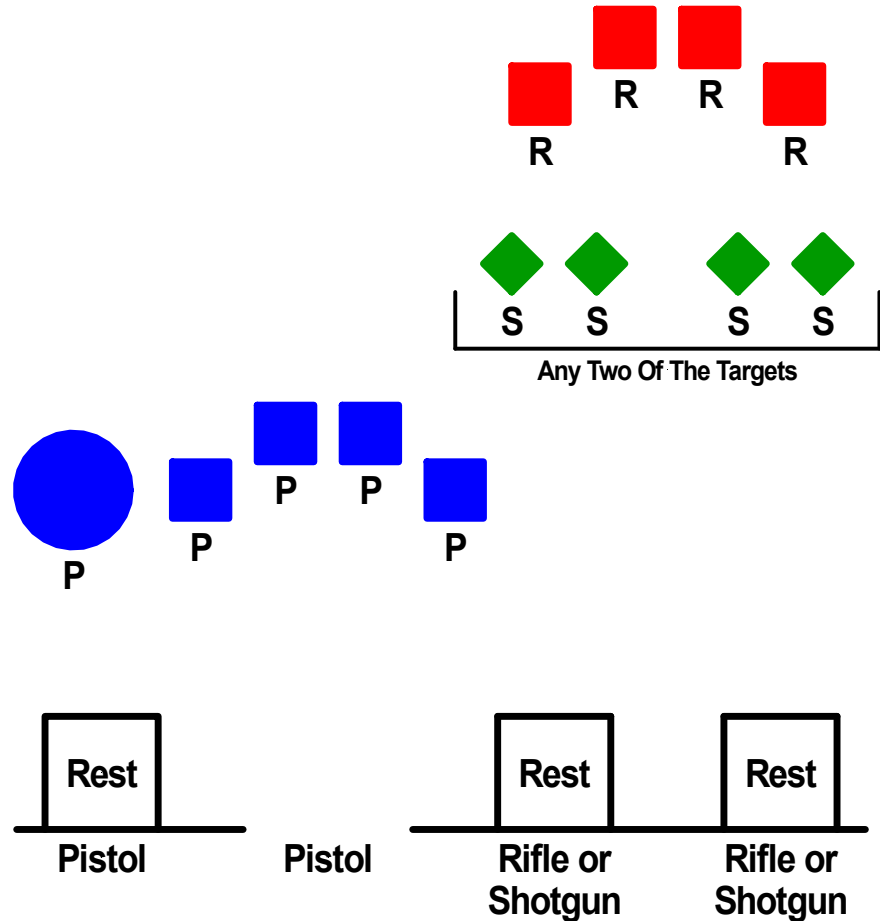
With Pistols from the Pistol Position: Repeat the rifle instructions and starting on either end, double tap sweep the first three targets, then starting on the opposite end, single tap sweep all four of the targets. Holster your pistols.

Note: The Rifle and Pistols sweeps do not have to start on the same end.

The Law And Jake Wade (1958)

Starring Robert Taylor, Richard Widmark, Patricia Owens

Stage Number 6
Field Number 6
Rifle 10
Pistol 10
Shotgun 2+



Rifle is loaded with 10 rounds; hammer down on empty chamber staged on rest at either Rifle Position.
Pistols are holstered with 5 rounds each, hammers down on empty chambers.
Shotgun is staged open and empty on the rest at either the Shotgun Position.

Gun Order: Rifle Not Last

Shooter starts standing at either far left or far right window, both hands touching window frame.

When ready, shooter says *“They’ll Chisel That On Your Tombstone!”*

At the buzzer...

With Pistol(s) from the Far Left Pistol Position: Dump 5 rounds on Little Bubba. Holster your pistol(s). (Gunfighters may do that Gunfighter Thing).

With Pistol(s) from the Doorway: Sweep the four targets with one round each, double tapping the last target for a 1-1-1-2 sweep. Holster your pistol(s). (Gunfighters may do that Gunfighter Thing).

With Rifle from Either Rifle Position: With the first five rifle rounds, sweep the four targets with one round each, double tapping the last target for a 1-1-1-2 sweep. Then, starting on the opposite end, sweep the four targets with one round each, double tapping the last targets for a 1-1-1-2 sweep. Make the rifle safe. **Note: The two sweeps MUST start on opposite ends.**

With Shotgun from Either Shotgun Position: Take down any 2 knockdown targets, make-ups in any order. Make the shotgun safe.

Note: Shooter MUST use all four shooting positions.