

The Damascus Wildlife Rangers

Saturday, October 11, 2025

Welcome to the **28th Season** of the
Damascus Wildlife Rangers.

The Stages for the October 11, 2025
match are shown on the following pages.

The long range weather forecast is
calling for mostly sunny weather with
high temperatures of about 65 degrees.
It is supposed to be a perfect Fall Day!

As has become a tradition each year,
this month's match is taken from the
2024 National Championship, Land
Run, that is held each October. Copies
of the original stages are included at
the end of our match stages for your
viewing pleasure.

As usual, these stages are subject to
modification due to worsening weather
conditions or changes necessary to
correct an error or safety problem.

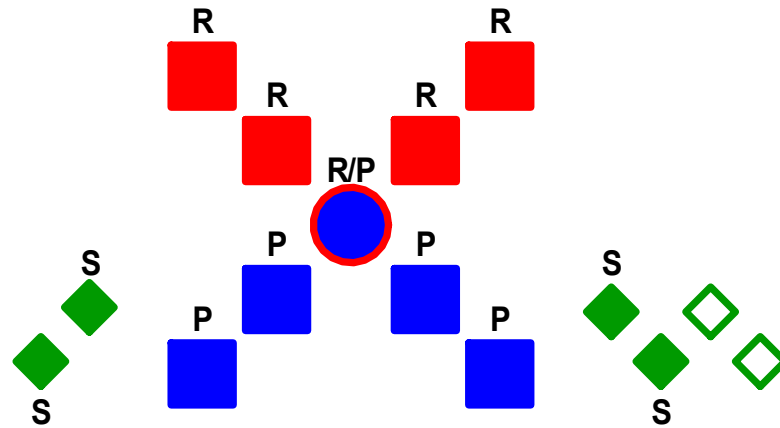
See You There!

Dogmeat Dad

The Saloon (Land Run - Stage 6)

Gregory Peck – Duel In The Sun

Stage Number 1
Field Number 3
Rifle 10
Pistol 10
Shotgun 4+



Rest		
	Position 1	

Rifle is loaded with 10 rounds; hammer down on empty chamber, staged on the rest at Positon 1.

Pistols are loaded with 5 rounds each, hammer down on empty chambers, holstered or staged rest at Positon 1.

Shotgun is staged open and empty on the rest at Position 1.

Gun Order: Shooter's Choice, Rifle Not Last.

Shooter starts standing at Position 1, both hands touching shot glass, which may be held or staged on rest.

When ready, shooter says *"You Double Crossin' Bobcat!"*

At the buzzer...

With Rifle: Triple Tap the circle, then single tap two Rifle Targets, then repeat, using the other two Rifle Targets. Make the rifle safe on the rest.

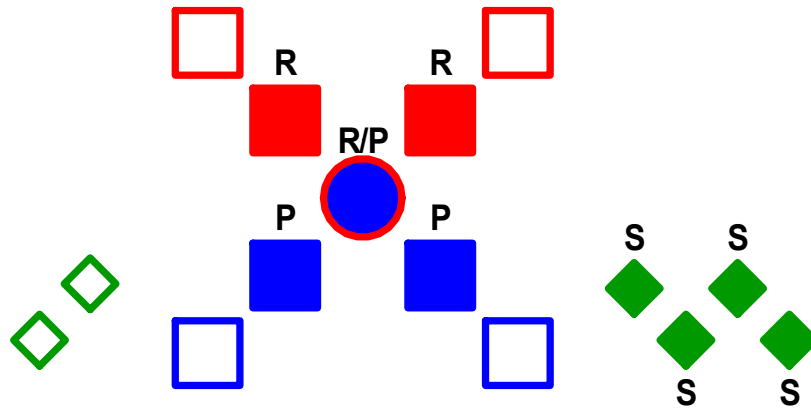
With Pistols: Triple Tap the circle, then single tap two Pistol Targets, then repeat, using the other two Pistol Targets. Pistols may be safely re-staged on the rest or holstered regardless of where they started.

With Shotgun: Take down the 4 knockdown targets in any order, make-ups in any order. Make the shotgun safe on the rest.

The Fort (Land Run - Stage 11)

Clint Eastwood – The Outlaw Josey Wales

Stage Number 2
 Field Number 3
 # Rifle 10
 # Pistol 10
 # Shotgun 4+



Rest			
	Position 1		Position 2

Rifle is loaded with 10 rounds; hammer down on empty chamber, staged on the rest at Positon 1.

Pistols are loaded with 5 rounds each, hammer down on empty chambers, staged on the rest at Positon 1.

Shotgun is staged open and empty on the rest at Position 2.

Gun Order: Shooter's Choice, Rifle Not Last.

Shooter starts standing at Position 1, with thumbs in empty holsters.

When ready, shooter says *“You Gonna Pull Those Pistols Or Whistle Dixie?”*

At the buzzer...

With Rifle: Triple-tap the center target, then Double Tap both Rifle Targets, then Triple-Tap the center target again.

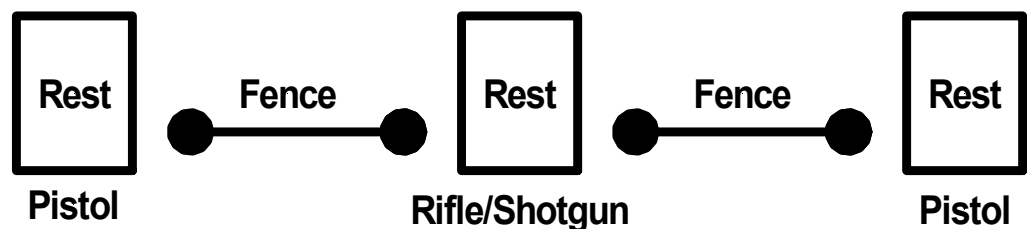
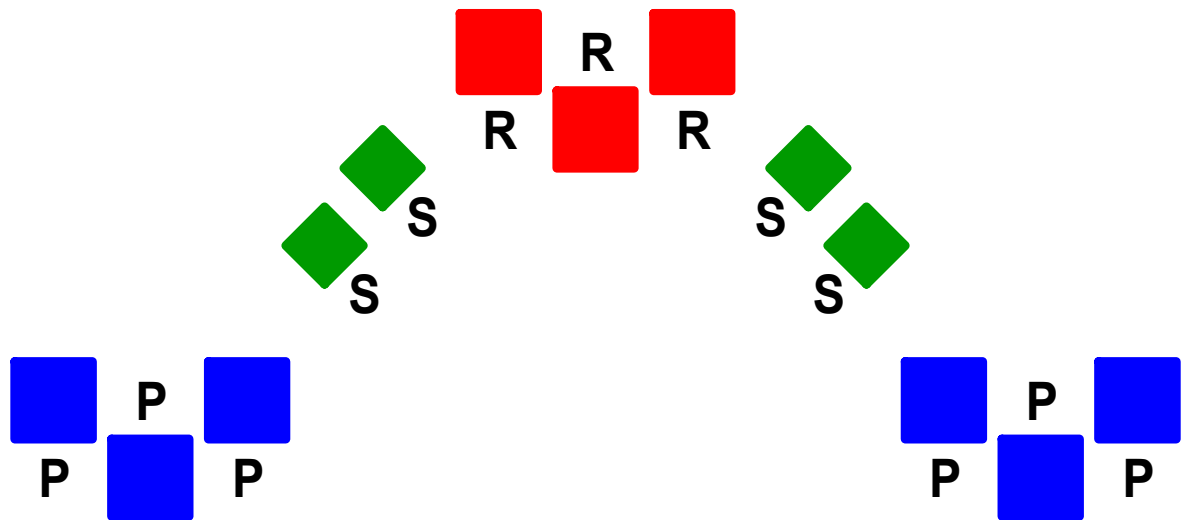
With Pistols: Triple-tap the center target, then Double Tap both Pistol Targets, then Triple-Tap the center target again. Pistols may be safely re-staged on the rest or holstered.

Move to Position 2 and With Shotgun: Take down the 4 knockdown targets in any order, make-ups in any order. Make the shotgun safe on the rest.

The Overland Express (Land Run - Stage 4)

Henry Fonda – My Darling Clementine

Stage Number 3
Field Number 5
Rifle 10
Pistol 10
Shotgun 4+



Rifle is loaded with 10 rounds; hammer down on empty chamber, staged on the rest at the Rifle Position.

Pistols are holstered with 5 rounds each, hammers down on empty chambers.

Shotgun is staged open and empty on the rest at the Shotgun Position.

Gun Order: Shooter's Choice, Rifle Not Last

Shooter starts standing at any Position, with both hands touching the Money (either Held or on Rest).

When ready, shooter says *"I sure like that name....Clementine!"*

At the buzzer...

With Pistol(s) from either Pistol Position: Double-Tap the center target, then starting on either end sweep all three targets with 1 Round each, then starting on either end sweep all three targets again with 1 Round each, then Double-Tap the center target again. Holster your pistols.

With Rifle from the Rifle Position: Repeat the pistol instructions and Double-Tap the center target, then starting on either end sweep all three targets with 1 Round each, then starting on either end sweep all three targets again with 1 Round each, then Double-Tap the center target again. Make the rifle safe on any Rest.

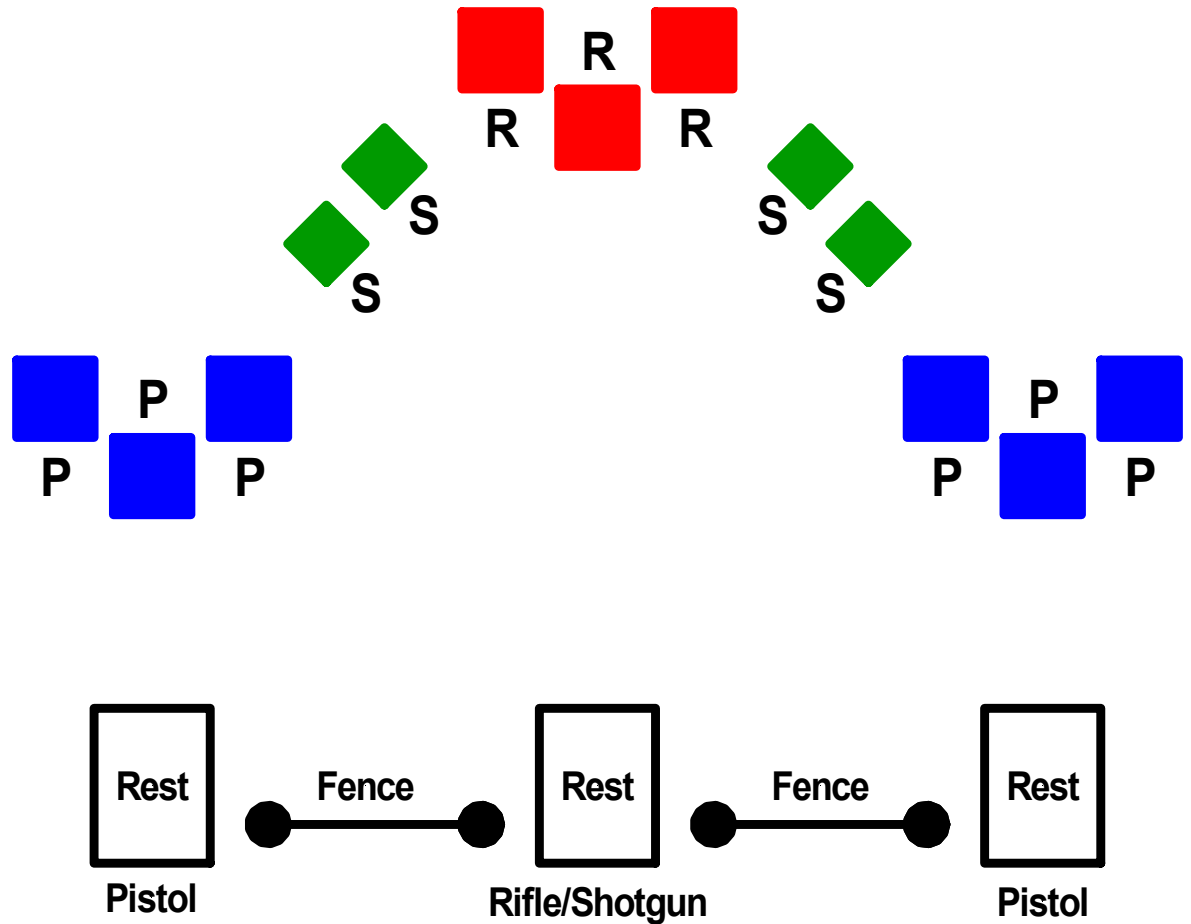
With Shotgun from the Shotgun Position: Take down the 4 knockdown targets in any order, make-ups in any order. Make the shotgun safe on any rest.

Note: Shooter will only use ONE Pistol Position.

The Train Depot (Land Run - Stage 5)

Jimmy Stewart – Winchester '73

Stage Number 4
Field Number 5
Rifle 10
Pistol 10
Shotgun 4+



Rifle is loaded with 10 rounds; hammer down on empty chamber, staged on the rest at the Rifle Position.

Pistols are holstered with 5 rounds each, hammers down on empty chambers.

Shotgun is staged open and empty on the rest at the Shotgun Position.

Gun Order: Shooter's Choice, Rifle Not Last.

Shooter starts standing at any Position, both hands holding the ticket, not touching any surface.

When ready, shooter says *"Awful Lot Of Law For A Little Cowntown!"*

At the buzzer...

With Rifle From the Rifle Position: Starting on either end, engage the three rifle targets in a 1-3-1 sweep, and repeat. Make the rifle safe on any Rest.

Note: The two sweeps do not have to start on the same end.

With Pistols From either Pistol Position: Repeat the Rifle Instruction and starting on either end, engage the three pistol targets in a 1-3-1 sweep, and repeat. Holster your pistols.

Note: The two sweeps do not have to start on the same end.

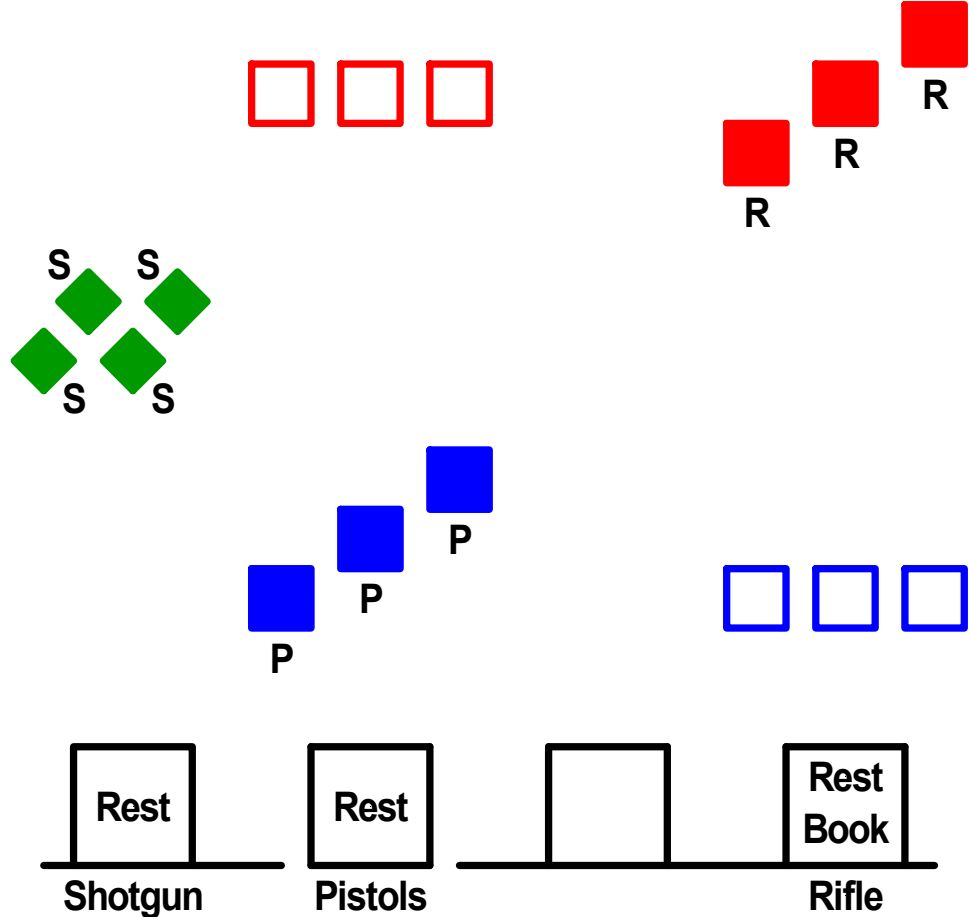
With Shotgun From the Shotgun Position: Take down the 4 knockdown targets in any order, make-ups in any order. Make the shotgun safe on any rest.

Note: Shooter will only use ONE Pistol Position.

The School House (Land Run - Stage 3)

Randolph Scott – Tall T

Stage Number 5
Field Number 6
Rifle 10
Pistol 10
Shotgun 4+



Rifle is loaded with 10 rounds; hammer down on empty chamber, staged on the rest at the Rifle Position.
Pistols are holstered with 5 rounds each, hammers down on empty chambers.
Shotgun is staged open and empty on the rest at the Shotgun Position.

Gun Order: Rifle, Pistols, Shotgun.

Shooter starts standing at Rifle Position, both hands touching the book that is staged on the rest.

When ready, shooter says *"I'm Going To Finish This Once And For All!"*

At the buzzer...

With Rifle from Rifle Position: Engage the three targets in a 3-3-4 sweep, starting on either end. Make the rifle safe on the rest.

With Pistols from Pistol Position: Repeat the rifle instructions and engage the three targets in a 3-3-4 sweep, starting on either end. Holster your pistols.

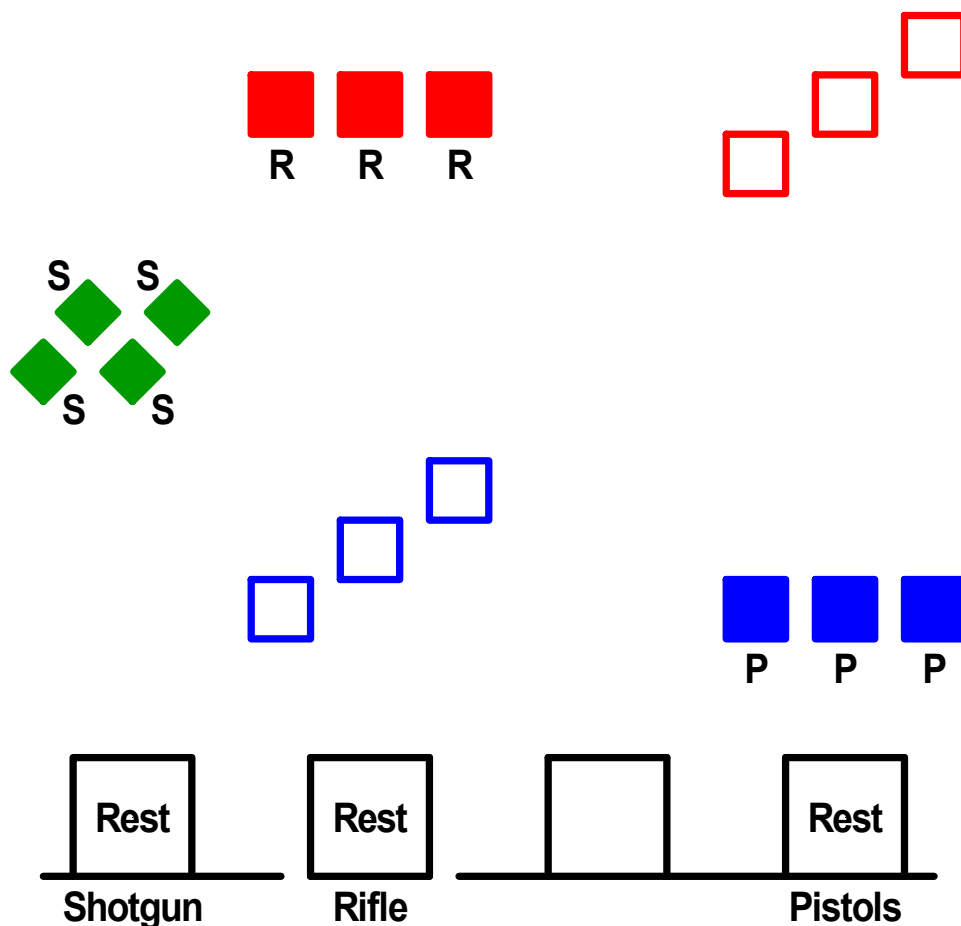
With Shotgun from Shotgun Position: Take down the 4 knockdown targets in any order, make-ups in any order. Make the shotgun safe.

Note: Rifle and Pistol sweeps do not have to start on the same end.

The Jail (Land Run - Stage 2)

Gary Cooper – High Noon

Stage Number 6
Field Number 6
Rifle 10
Pistol 10
Shotgun 4+



Rifle is loaded with 10 rounds; hammer down on empty chamber, staged on the rest at the Rifle Position.

Pistols are holstered with 5 rounds each, hammers down on empty chambers.

Shotgun is staged open and empty on the rest at either Shotgun Position.

Gun Order: Shooter's Choice, Rifle Not Last.

Shooter starts standing at any Position, with both hands holding the jail keys, not touching any surface.

When ready, shooter says *"Don't Shove Me Harv, I'm Tired Of Being Shoved!"*

At the buzzer...

With Pistols from Pistol Position: Engage the three targets with a Double-Tap Nevada Sweep, starting on the Center Target. You should Start and End on the Center Target. Holster your pistols.

With Rifle from Rifle Position: Repeat the Pistol Instructions and engage the three targets with a Double-Tap Nevada Sweep, starting on the Center Target. You should Start and End on the Center Target. Make the rifle safe.

With Shotgun from Shotgun Positions: Take down the 4 knockdown targets in any order, make-ups in any order. Make the shotgun safe.

Note: Rifle and Pistol sweeps do not have to match.



Stage Six - Gregory Peck
"You double-crossin bobcat"
Duel in the Sun



Sponsored By



Stage Six - The Saloon

When ready say: "Double-crossin bobcat"

Pistols: 10, holstered or staged on counter

Rifle: 10, on counter

Shotgun: 4+, on counter

Order: Shooter's Choice, Rifle not last

Start: with both hands touching shot glass

When ready say: "Double-crossin bobcat"

ATB When ready say: "Double-crossin bobcat"


Pistols: Triple-tap the circle then single-tap 2 pistol targets.

(P) targets, repeat using the other 2 pistol targets.

(Pistols may be re-staged or holstered regardless of where they started.)

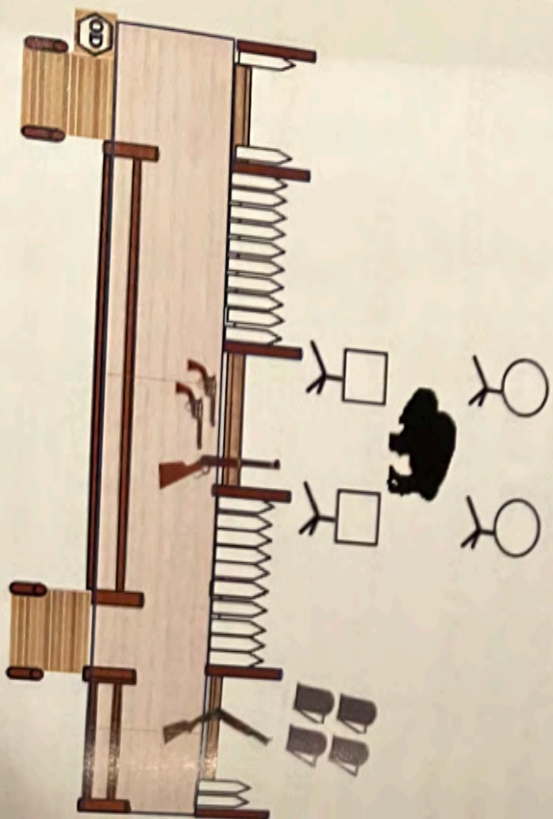
Rifle: Repeat the pistol instructions using the rifle (R) targets. (The circle is used for both rifle & pistol.)

Shotgun: Engage the 4 targets.





Stage Eleven - Clint Eastwood
"You gonna pull those pistols or whistle
Dixie?"
The Outlaw Josey Wales



Stage Eleven - The Fort

Pistols: 10, staged on center ledge

Rifle: 10, on center ledge

Shotgun: 4+, on right ledge

Order: Shooter's Choice, Rifle not last

Start: with thumbs in holsters

When ready say, "Whistle Dixie"

ATB

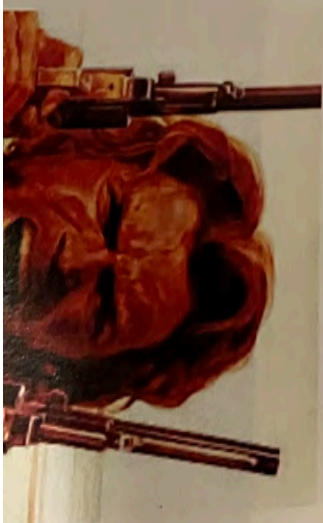
Pistols: Triple-tap the buffalo then double-tap the squares then triple-tap the buffalo. (Pistols may be re-staged or holstered.)

Rifle: Repeat the pistol instructions using the circles.

Shotgun: Engage the 4 targets.

Sponsored By

Bustin' Head Lead





Stage Four - Henry Fonda
 "Ma'am I sure like that
 name....Clementine"
My Darling Clementine



Sponsored By

PAIGE
 CUSTOM KNIVES


Stage Four - The Overland

pistols: 10, holstered
 Rifle: 10, on counter
 Shotgun: 4+, on counter
 Order: Shooter's Choice, Rifle not last
 Start: with both hands touching money
 When ready say: "Clementine"
 ATB
 Pistols: Double-tap the circle, then sweep all 3, then
 sweep all 3, then double-tap the circle. (Sweeps may
 be from either end.)
 Rifle: Repeat the pistol instructions.
 Shotgun: Engage the 4 targets.





Stage Five - Jimmy Stewart
 "Awful lot of law for a little cowntown"
Winchester '73



Sponsored By

Visit
EDMOND

Stage Five - The Depot

Pistols: 10, holstered

Rifle: 10, on the other side of cart

Shotgun: 4+, on the other side of cart, Rifle not last

Order: Shooter's Choice, Rifle not last

Start: with both hands holding the ticket, not touching

any surface

When ready say: "Awful lot of law"

ATB

Pistols: Engage the 3 targets in two 1-3-1 sweeps from

either direction.

Rifle: Repeat the pistol instructions.

Shotgun: Engage the 4 targets.

(One long gun must be shot on each side of the

conductor.)





Stage Three - Randolph Scott

"I'm going to finish this once & for all"

Tall T



Stage Three - The Schoolhouse

Pistols: 10, holstered

Rifle: 10, on bookshelf

Shotgun: 4+, on desk

Order: Rifle, Pistols, Shotgun

Start: with both hands touching the book

When ready say: "Once and for all"

ATB

Rifle: Engage the 3 targets in a 3-3-4 sweep, starting on either end.

Pistols: From left of the chalkboard, repeat the rifle instructions.

Shotgun: Engage the 4 targets.

Sponsored By



Custom Laser Engraving ... by Tazz

Classic Laser Works






Stage Two - Gary Cooper

"Don't shove me Harv, I'm tired of being shoved"

High Noon



Stage Two - The Jail

Pistols: 10, holstered

Rifle: 10, on desk

Shotgun: 4+, on pillow on bunk

Order: Shooter's Choice, Rifle not last

Start: with both hands holding keys, not touching a surface

When ready say: "Don't shove me Harv"

ATB

Pistols: From right of the sheriff, double-tap the 3 targets in this order: cowboy, circle, cowboy, square, cowboy.

Rifle: Repeat the pistol instructions.

Shotgun: Engage the 4 targets.

Sponsored By

Valve
Tactical gear

