The Damascus Wildlife Rangers
Saturday, November 14, 2026

Welcome to the November 14, 2026 Match of the **29th Season** of the Damascus Wildlife Rangers. This is our last match of the year.

The Stages for the November match are shown on the following pages.

The Boy Scouts will be there to provide lunch after the match. Please join us in the club house for a bite to eat and to hear the scores!

As usual, these stages are subject to modification due to worsening weather conditions or changes necessary to correct an error or safety problem.

See You There!

Dogmeat Dad

Hot Lead Will Warm You Up!

Stage Number	**1**
Field Number	**3**
# Rifle	**10**
# Pistol	**10**
# Shotgun	**4+**

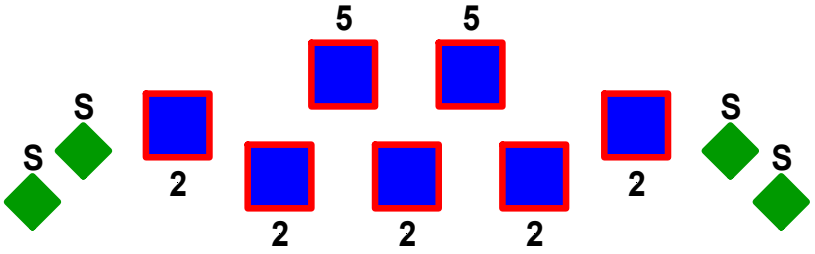



Rifle is loaded with 10 rounds; hammer down on empty chamber staged on the rest at Position 1.
Pistols are loaded with 5 rounds each and holstered with hammers down on empty chambers.
Shotgun is staged open and empty on the rest at Position 1.

Gun Order: Shotgun Last

Shooter starts standing at either Position 1, both hands on either Pistol Grips or Rifle, the rifle must remain flat on the rest.

When ready, shooter says ***"Hot Lead Will Warm You Up!"***

At the buzzer…

With Pistols and Rifle from Position 1: Place 2 rounds on each of the five lower targets and 5 rounds on each of the two upper targets, in any order. This is a Round Count scenario, but it might be advisable to inform the spotters of what you intend to do! Holster your pistols and make the rifle safe on the rest.

With Shotgun from Position 1: Take down the 4 knockdown targets in any order, make-ups in any order. Make the shotgun safe on the rest.

The Devil's Sweep!

Stage Number	**2**
Field Number	**3**
# Rifle	**10**
# Pistol	**10**
# Shotgun	**4+**

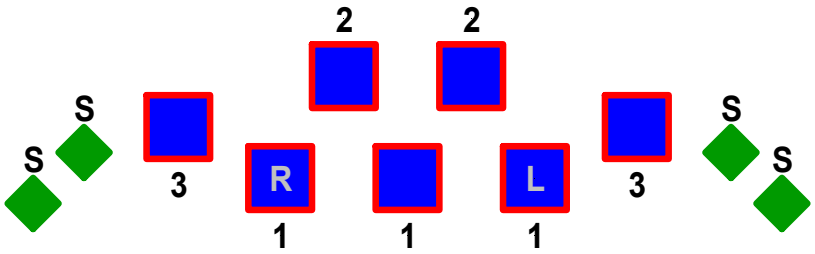



Rifle is loaded with 10 rounds; hammer down on empty chamber staged on the rest at Position 1.
Pistols are loaded with 5 rounds each and holstered with hammers down on empty chambers.
Shotgun is staged open and empty on the rest at Position 1.

Gun Order: Rifle Not Last

Shooter starts standing at Position 1, one hand pointing at their starting target and the other hand at their side.

When ready, shooter says ***"El Diablo!"***

At the buzzer…

With Rifle: Starting on either the R target and sweeping Right, or starting on the L target and sweeping Left, sweep the six targets with 1 round on the first target, 2 rounds on the second target, 1 round on the third target, 2 rounds on the fourth target, 1 round on the fifth target, and finish with 3 rounds on the sixth target for a target sweep of 1-2-2-3-4-4-5-6-6-6. Make the rifle safe on the rest.

Note: On each sweep, the Shooter will only use one of the outside "Number 6" targets.

With Pistols: Repeat the rifle instructions, starting on either the R target and sweeping Right, or starting on the L target and sweeping Left, sweep the six targets with 1 round on the first target, 2 rounds on the second target, 1 round on the third target, 2 rounds on the fourth target, 1 round on the fifth target, and finish with 3 rounds on the sixth target for a target sweep of 1-2-2-3-4-4-5-6-6-6. Holster your pistols.

Note: The Rifle and Pistol sweeps do not have to start on the same target.

With Shotgun: Take down the 4 knockdown targets in any order, make-ups in any order. Make the shotgun safe on the rest.

This Cold Range Is About To Heat Up!

Stage Number	**3**
Field Number	**5**
# Rifle	**10**
# Pistol	**10**
# Shotgun	**4+**

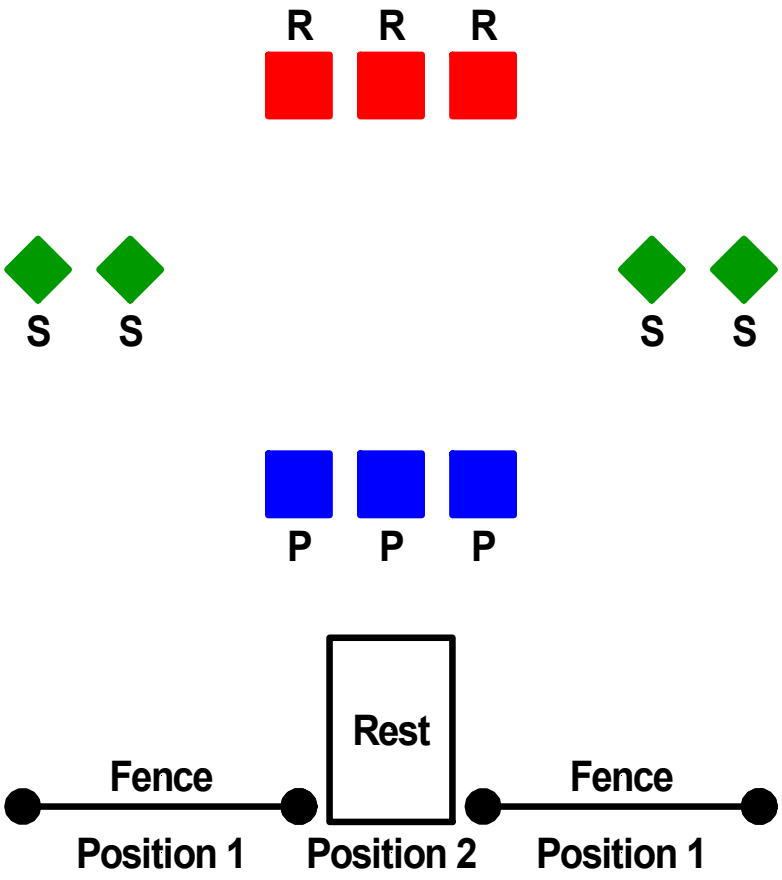

Rifle is loaded with 10 rounds; hammer down on empty chamber, to be held in both hands at either Positon 1.
Pistols are loaded with 5 rounds each and holstered with hammers down on empty chambers.
Shotgun is staged open and empty on the rest at Position 2.

Gun Order: Rifle First

Shooter starts standing at either Position 1, holding the rifle in both hands.

When ready, shooter says ***"This Cold Range Is About To Heat Up!"***

At the buzzer…

With Your Rifle: Starting on either end, sweep the three rifle targets with 2 rounds on the first target, 3 rounds on the second target, and finish with 5 rounds on the third target for a 2-3-5 sweep.
Note: All rifle rounds must pass on the outside of the tall post.

Move to Position 2 and make the rifle safe on the rest.

From Position 2 With Your Pistols: Repeat the rifle instructions and, starting on either end, sweep the three pistol targets with 2 rounds on the first target, 3 rounds on the second target, and finish with 5 rounds on the third target for a 2-3-5 sweep. Holster your pistols.

Grab Your Shotgun: Take down the 4 knockdown targets in any order, make-ups in any order. Make the shotgun safe on the rest.

Somebody Light A Fire!

Stage Number	**4**
Field Number	**5**
# Rifle	**10**
# Pistol	**10**
# Shotgun	**4+**

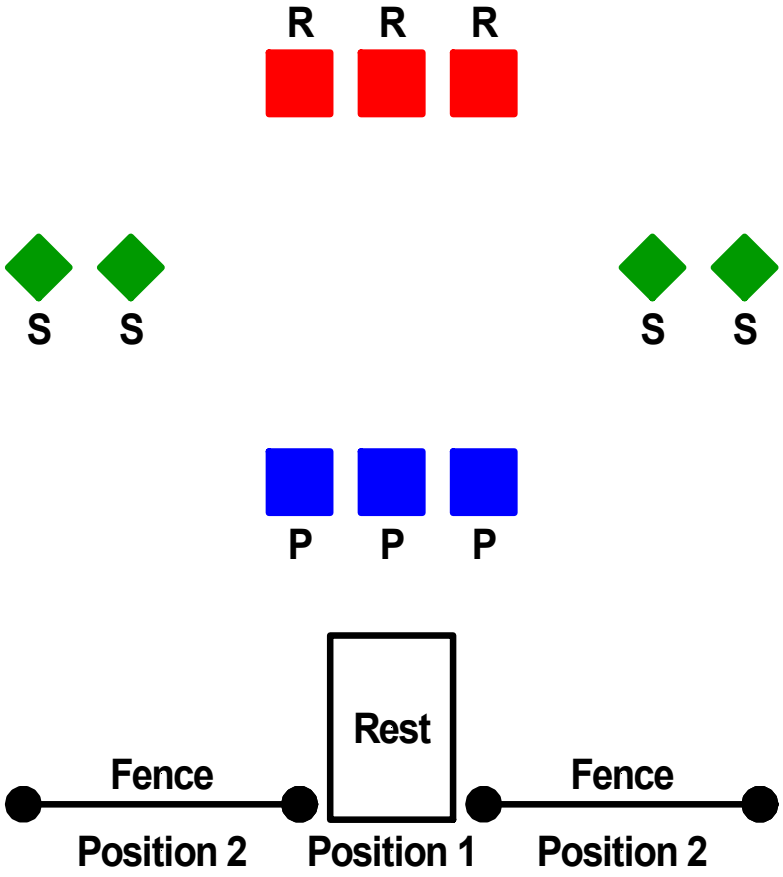

Rifle is loaded with 10 rounds; hammer down on empty chamber staged at Positon 1.
Pistols are loaded with 5 rounds each and holstered with hammers down on empty chambers.
Shotgun is staged open and empty on the rest at Positon 1.

Gun Order: Shotgun Last

Shooter starts standing at Position 1, rubbing their hands together and blowing on them to warm them up.

When ready, shooter says ***"Somebody Light A Fire!"***

At the buzzer…

With Your Rifle: Put two rounds on each outside target and 6 rounds on the center target in any order. Make the rifle safe on the rest.

With Your Pistols: Repeat the rifle Instructions, and put two rounds on each outside target and 6 rounds on the center target in any order. Holster your pistols.

Grab Your Shotgun: Take down **EITHER** the right two or the left two knockdown targets in any order, make ups must be made from this position. Then move to either Position 2 (the position in front of the two remaining knockdown targets), and take them down, make-ups in any order. Make the shotgun safe.
Note: The last two shotgun rounds must pass on the outside of the tall post.

It's A Cold Day So This Must Be Hell!

Stage Number	**5**
Field Number	**6**
# Rifle	**10**
# Pistol	**10**
# Shotgun	**4+**

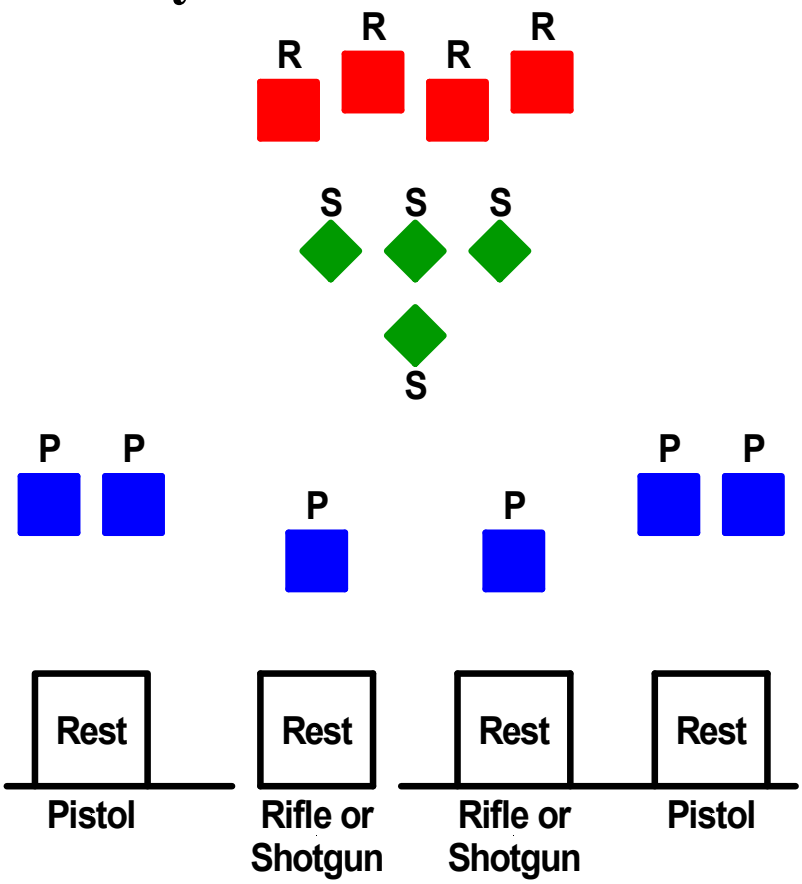

Rifle is loaded with 10 rounds; hammer down on empty chamber staged on rest at either Rifle Position.
Pistols are loaded with 5 rounds each and holstered with hammers down on empty chambers.
Shotgun is staged open and empty on the rest at either Shotgun Position, but not with Rifle.

Gun Order: Pistols Last

Shooter starts standing at either the Rifle or Shotgun Position, both hands under their armpits warming them.

When ready, shooter says ***"It's A Cold Day…!"***

At the buzzer…

With Rifle from the Rifle Position: Starting on either end, sweep the rifle targets in with 5 rounds on the first target, 2 rounds on the second target, 1 round on the third target, and finish with 2 rounds on the fourth target for a 5-2-1-2. Make the rifle safe at either the Rifle or Shotgun Position.

With Shotgun from the Shotgun Position: Take down the 4 knockdown targets in any order, make-ups in any order. Make the shotgun safe on the rest.

With Pistol(s) from either the Rifle or Shotgun Position: Dump 5 rounds onto the pistol target in front of you.

Move to either Pistol Position and with Pistol(s): Starting on either target, put 2 rounds on the first target, then 1 round on the other target, and then finish with 2 rounds back on the first target for a 5-2-1-2 sweep on the three targets. Holster your pistols.

Even The Coffee Is Frozen!

Stage Number	**6**
Field Number	**6**
# Rifle	**10**
# Pistol	**10**
# Shotgun	**4+**

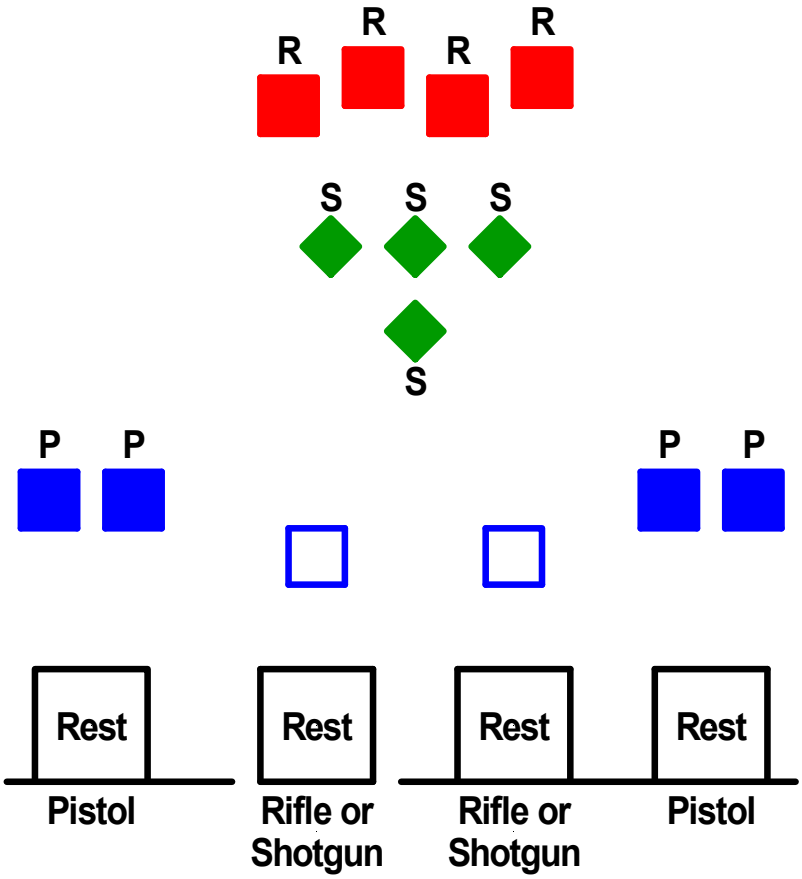

Rifle is loaded with 10 rounds; hammer down on empty chamber staged on rest at either Rifle Position.
Pistols are loaded with 5 rounds each and holstered with hammers down on empty chambers.
Shotgun is staged open and empty on the rest at either Shotgun Position, but not with Rifle.

Gun Order: Pistols, Rifle, Shotgun

Shooter starts standing at either Pistol Position, holding the coffeepot by the handle with both hands.

When ready, shooter says ***"Even The Coffee Is Frozen!"***

At the buzzer…drop the coffee pot and…

With your Pistols: Starting on either target, put 3 rounds on the first target, then put 2 rounds on the second target. Then put 2 rounds back on the first target and then finish by putting 3 rounds back on the second target for 3-2-2-3 sequence and ending up with 5 rounds on each target. Holster your pistols.

Move to the Rifle Position and with the Rifle: Starting on either outside target, put 3 rounds on the first target, then put 2 rounds on either inner target. Then, starting on the other outside target, put 3 rounds on that target, then finish with 2 rounds on the other inner target. You should end up with a 3-2-2-3 round count across the four targets. Make the rifle safe on the rest.

Move to the Shotgun Position and with the Shotgun: Take down the 4 knockdown targets in any order, make-ups in any order. Make the shotgun safe on the rest.